

Southern Conference Baseball Record Book



Through 2018 season

Yearly standings.....	2-6
SoCon Championship results.....	7-9
SoCon in the NCAA tournament.....	10-12
Players/Pitchers of the Week	13-15
Players/Pitchers of the Month	16
All-conference teams	17-22
SoCon all-tournament teams.....	23-24
Yearly awards	25
Regional and national awards	26-29
Individual records.....	30-36
Team records.....	37-40
SoCon Championship records.....	41-42
Individual annual leaders	43-47
SoCon Triple Crown winners	43
Team annual leaders	47-51
SoCon in the MLB First-Year Player Draft	52-55
Coaching records.....	56

YEARLY STANDINGS

REGULAR-SEASON CHAMPIONS

Year	School	W	L	Pct.	Year	School	W	L	Pct.	Year	School	W	L	Pct.
1954	Virginia Tech	10	4	.714	1985	N-Appalachian State	14	3	.824	2014	Western Carolina	20	6	.769
1955	West Virginia	7	2	.778		S-Davidson	11	5	.688	2015	Mercer	16	7	.696
1956	George Washington	8	3	.727	1986	N-Appalachian State	15	2	.882	2016	Mercer	16	8	.667
1957	George Washington	12	1	.923		S-Western Carolina	12	5	.706	2017	Mercer	17	6	.739
1958	Richmond	9	2	.818	1987	N-Appalachian State	10	2	.833	2018	UNCG	18	3	.857
	George Washington	9	2	.818		S-Western Carolina	13	3	.813					
1959	George Washington	7	2	.778	1988	N-VMI	11	7	.611					
1960	The Citadel	8	2	.800		S-Western Carolina	14	3	.824					
	Richmond	8	2	.800	1989	Western Carolina	10	5	.667					
1961	West Virginia	8	2	.800	1990	The Citadel	13	1	.920					
1962	West Virginia	9	2	.818	1991	The Citadel	16	2	.889					
1963	West Virginia	13	1	.929	1992	Western Carolina	17	4	.810					
1964	West Virginia	14	2	.875	1993	Georgia Southern	18	5	.783					
1965	Furman	9	2	.818	1994	Western Carolina	19	4	.826					
1966	East Carolina	12	3	.800	1995	The Citadel	19	5	.792					
1967	West Virginia	13	3	.813	1996	Georgia Southern	17	3	.850					
1968	East Carolina	8	1	.889	1997	Georgia Southern	18	6	.750					
1969	Furman	11	3	.786		Western Carolina	18	6	.750					
1970	East Carolina	13	6	.684	1998	UNCG	22	5	.815					
1971	The Citadel	11	5	.688	1999	The Citadel	24	5	.828					
	Furman	11	5	.688	2000	Georgia Southern	23	7	.767					
1972	Richmond	13	3	.813		The Citadel	23	7	.767					
1973	Appalachian State	11	3	.786	2001	Georgia Southern	21	9	.700					
1974	East Carolina	12	2	.857	2002	The Citadel	22	8	.733					
1975	The Citadel	11	3	.786	2003	Western Carolina	22	8	.733					
1976	Furman	11	2	.846	2004	College of Charleston	25	5	.833					
1977	East Carolina	15	1	.938	2005	College of Charleston	27	3	.900					
1978	Marshall	11	1	.917	2006	Elon	21	6	.778					
1979	The Citadel	13	3	.813	2007	Western Carolina	20	7	.741					
1980	ETSU	14	1	.933		College of Charleston	20	7	.741					
1981	ETSU	12	4	.750	2008	Elon	19	8	.704					
	Marshall	12	4	.750	2009	Elon	23	4	.852					
	Western Carolina	12	4	.750	2010	The Citadel	24	6	.800					
1982	The Citadel	14	2	.875	2011	Elon	23	7	.767					
1983	The Citadel	12	2	.857	2012	Appalachian State	21	9	.700					
1984	N-Appalachian State	12	2	.857		College of Charleston	21	9	.700					
	S-Western Carolina	13	3	.813	2013	Western Carolina	23	7	.767					

REGULAR-SEASON CHAMPIONSHIPS BY SCHOOL

(Current schools)

The Citadel.....	13
Western Carolina.....	13
Furman.....	4
Mercer.....	3
ETSU.....	2
UNCG.....	2
VMI.....	1

(Former schools)

Appalachian State.....	6
West Virginia.....	6
East Carolina.....	5
Georgia Southern.....	5
College of Charleston.....	4
Elon.....	4
George Washington.....	4
Richmond.....	3
Marshall.....	2
Davidson.....	1
Virginia Tech.....	1

1954	Conference		Overall	
	W	L	W	L
Virginia Tech*	10	4	14	8
George Washington	6	4	16	7#
VMI	6	4	12	6
Richmond	6	4	9	10
The Citadel	3	2	5	9
West Virginia	5	4	13	7
Davidson	3	4	5	13
Furman	2	4	8	7
Washington & Lee	4	9	4	15
William & Mary	2	8	4	12

1955	Conference		Overall	
	W	L	W	L
West Virginia*	7	2	20	6
George Washington	8	3	12	6
Virginia Tech	8	4	13	8
The Citadel	6	3	7	9
Davidson	5	3	11	5
Richmond	5	5	10	11
VMI	6	7	12	8
William & Mary	4	7	8	9
Washington & Lee	3	12	4	17
Furman	1	7	5	15

1956	Conference		Overall	
	W	L	W	L
George Washington*	8	3	11	7#
West Virginia	6	3	15	9
Furman	4	2	10	10
Richmond	6	4	9	8
VMI	7	7	12	10
Virginia Tech	7	7	9	12
William & Mary	6	7	6	10
The Citadel	4	5	10	13
Washington & Lee	5	9	6	13
Davidson	3	9	6	13

1957	Conference		Overall	
	W	L	W	L
George Washington*	12	1	19	4
Furman	5	3	11	11
William & Mary	8	7	11	8
Virginia Tech	8	7	9	12
West Virginia	4	5	12	8
Richmond	6	8	11	10
The Citadel	3	4	10	10
VMI	4	6	8	13
Washington & Lee	4	7	8	10
Davidson	3	9	6	13

1958	Conference		Overall	
	W	L	W	L
Richmond*	9	2	13	3
George Washington*	9	2	13	7
The Citadel	7	3	15	9
Davidson	7	4	11	6#
West Virginia	5	3	12	11
Virginia Tech	6	7	9	11
Furman	3	5	8	12
Washington & Lee	2	8	5	9
VMI	2	8	3	11
William & Mary	1	9	3	11

1959	Conference		Overall	
	W	L	W	L
George Washington*	7	2	14	5
Richmond	7	3	10	4
The Citadel	6	3	19	5
Virginia Tech	9	5	12	7
West Virginia	8	5	16	9
Furman	4	5	8	12
VMI	5	10	5	11
Davidson	3	7	4	17
William & Mary	2	11	4	12

1960	Conference		Overall	
	W	L	W	L
Richmond*	8	2	13	3
The Citadel*	8	2	19	5
West Virginia	6	4	17	9
Furman	6	4	15	9
Virginia Tech	7	6	10	9
George Washington	5	5	10	6
VMI	5	8	6	8
Davidson	3	5	7	12
William & Mary	2	14	6	15

1961	Conference		Overall	
	W	L	W	L
West Virginia*	8	2	17	10
Richmond	7	3	11	4
Furman	7	3	15	10
Virginia Tech	7	6	9	15
VMI	6	6	7	7
Davidson	6	6	9	14#
The Citadel	5	6	11	8
George Washington	2	7	6	10
William & Mary	2	11	2	13

1962	Conference		Overall	
	W	L	W	L
West Virginia*	9	2	19	8
Richmond	8	3	12	5
Furman	6	3	12	9
Virginia Tech	7	5	11	6
VMI	7	7	8	7
George Washington	4	6	8	7
The Citadel	3	7	10	13
Davidson	3	7	8	16
William & Mary	3	10	4	12

YEARLY STANDINGS

	Conference		Overall	
	W	L	W	L
West Virginia*	13	1	30	3
Virginia Tech	10	1	14	7
Richmond	9	5	10	8
VMI	7	7	14	11
The Citadel	4	7	9	10
George Washington	4	8	4	13
Furman	3	7	7	16
Davidson	4	10	8	18
William & Mary	1	9	2	14

	Conference		Overall	
	W	L	W	L
West Virginia*	14	2	24	5
Furman	10	3	17	11
Davidson	9	5	14	13#
Virginia Tech	9	6	12	10
Richmond	5	7	8	11
George Washington	5	8	6	12#
VMI	5	9	10	12
The Citadel	3	10	7	12
William & Mary	2	12	2	14

	Conference		Overall	
	W	L	W	L
Furman*	9	2	12	14
West Virginia	10	4	19	9
Richmond	10	5	13	10
VMI	8	6	15	9
The Citadel	9	7	12	12
George Washington	4	6	9	7
Virginia Tech	5	11	10	13
Davidson	5	11	8	24
William & Mary	3	11	4	30

	Conference		Overall	
	W	L	W	L
East Carolina*	12	3	17	10
West Virginia	12	4	26	7
George Washington	9	5	13	6#
William & Mary	10	6	12	15
Richmond	7	5	17	6
VMI	6	10	10	13
Davidson	5	11	10	24
The Citadel	3	9	8	16
Furman	2	13	4	25

	Conference		Overall	
	W	L	W	L
West Virginia*	13	3	22	9
East Carolina	13	3	23	6
Richmond	10	5	13	9
William & Mary	8	8	17	13
VMI	7	9	9	10
Furman	6	8	8	18
The Citadel	6	9	9	16
George Washington	2	10	6	13
Davidson	2	12	3	20

*Regular season champion. Won playoff

	Conference		Overall	
	W	L	W	L
East Carolina*	8	1	21	11
William & Mary	5	3	21	14
Richmond	4	3	9	11
Furman	5	4	14	13
West Virginia	4	4	9	8
The Citadel	4	5	16	10
George Washington	3	4	12	8
VMI	3	5	7	8
Davidson	1	8	3	23

	Conference		Overall	
	W	L	W	L
VMI	9	8	10	12
William & Mary	8	7	15	13
George Washington	7	7	13	16
Richmond	3	9	6	12

	Conference		Overall	
	W	L	W	L
Furman*	11	3#	18	17#
The Citadel	10	6	18	10
East Carolina	7	7	15	13
Davidson	3	11#	8	18#

	Conference		Overall	
	W	L	W	L
William & Mary	9	6	17	16
George Washington	11	8	17	18
Richmond	5	9	9	12
VMI	4	9	6	13

	Conference		Overall	
	W	L	W	L
East Carolina*	13	6	18	11
Furman	9	6#	18	11^
The Citadel	6	8#	15	12#
Davidson	5	10	10	15

	Conference		Overall	
	W	L	W	L
The Citadel*	11	5	22	9
Furman*	11	5	21	12
Richmond	10	6	14	13
William & Mary	10	6	14	13
East Carolina	8	6	18	15
Davidson	6	8	15	19
VMI	6	8	12	18

	Conference		Overall	
	W	L	W	L
Richmond*	13	3	21	8
East Carolina	11	5	19	10
Furman	10	6	19	13#
The Citadel	9	7	17	13
William & Mary	5	9	15	18
Davidson	3	11	11	20
VMI	3	13	6	19
Appalachian State	0	0	12	13


	Conference		Overall	
	W	L	W	L
Appalachian State*	11	3	16	12
East Carolina	10	4	16	8
Richmond	8	5	16	8
The Citadel	8	5	16	14
William & Mary	6	6	11	15
Furman	6	6	16	15
Davidson	1	10	8	15
VMI	0	10	3	14

	Conference		Overall	
	W	L	W	L
East Carolina*	12	2	17	13
Richmond	9	5	22	12
Appalachian State	9	5	20	13
The Citadel	7	7	17	11
Davidson	6	8	10	15
William & Mary	5	9	8	17
VMI	5	9	6	14
Furman	3	11	14	20

	Conference		Overall	
	W	L	W	L
The Citadel*	11	3	21	9
Davidson	10	4	21	15
East Carolina	9	5	16	12
Furman	8	6	10	12
Richmond	8	6	17	16
Appalachian State	6	8	19	16
William & Mary	3	11	10	18
VMI	1	13	2	18

	Conference		Overall	
	W	L	W	L
Furman*	11	2	23	16
Richmond	9	5	20	12
The Citadel	7	4	18	9
East Carolina	7	6	22	7
William & Mary	5	5	13	20
Davidson	5	8	10	22
Appalachian State	4	8	24	14
VMI	2	12	6	23

	Conference		Overall	
	W	L	W	L
East Carolina*	15	1	30	12
Western Carolina	14	2	27	5
The Citadel	10	4	21	11
Marshall	8	8	20	21
William & Mary	7	9	15	25
Appalachian State	6	10	21	14
Davidson	5	11	15	25
Furman	3	13	14	30
VMI	2	12	5	19
Chattanooga	0	0	23	14



Wake Forest second baseman Charles Teague was a three-time All-American and three-time All-Southern Conference selection from 1947-50. In 1949, he helped the Demon Deacons to the College World Series championship game. He was named to the SoCon's 75th anniversary team in 1995 and was posthumously inducted into National College Baseball Hall of Fame in 2010 and the SoCon Hall of Fame in 2014.

YEARLY STANDINGS



Future MLB All-Star Atlee Hammaker starred for ETSU in the late 70s and was part of the Bucs' first SoCon team in 1979.

	Conference		Overall	
	W	L	W	L
Marshall*	11	1	27	13
Appalachian State	10	4	24	10
The Citadel	9	5	30	9
Western Carolina	8	5	20	13#
Furman	6	7	13	18
Chattanooga	5	9	25	18
Davidson	4	8	15	26
VMI	4	8	15	26

	Conference		Overall	
	W	L	W	L
The Citadel*	13	3	27	15
Appalachian State	10	5	20	22
ETSU	10	5	29	23
Marshall	10	6	23	15#
Furman	9	7	16	16
Western Carolina	6	7	13	15
Chattanooga	6	10	16	15
Davidson	5	11	13	23
VMI	0	15	6	25

	Conference		Overall	
	W	L	W	L
ETSU*	14	1	39	7#
Marshall	10	3	17	11
Appalachian State	10	5	17	19
Western Carolina	8	5	22	15
The Citadel	9	6	23	14
Davidson	7	8	15	24
Furman	2	10	7	22
Chattanooga	1	11	12	20
VMI	0	12	4	22

	Conference		Overall	
	W	L	W	L
Western Carolina*	12	4	25	14
ETSU*	12	4	44	17
Marshall*	12	4	22	17
The Citadel	11	5	31	13
Appalachian State	8	8	35	17#
Davidson	7	9	18	26
Chattanooga	6	10	28	24
Furman	4	12	11	33
VMI	0	16	3	37

	Conference		Overall	
	W	L	W	L
The Citadel*	14	2	40	8
Western Carolina	12	4	28	12
ETSU	10	4	34	19
Appalachian State	8	8	30	21
Marshall	8	8	17	21
VMI	6	10	11	29
Furman	4	10	15	19#
Chattanooga	4	10	12	20
Davidson	2	12	13	26

	Conference		Overall	
	W	L	W	L
The Citadel*	12	2	34	10
ETSU	9	3	20	18
Western Carolina	9	5	25	20
Appalachian State	7	7	33	14
Marshall	7	7	19	14
VMI	5	9	11	25
Davidson	3	11	11	24
Furman	2	10	4	22

	Conference		Overall	
	W	L	W	L
North				
Appalachian State*+	12	2	35	7
VMI	6	7	16	18
Marshall	5	8	11	16
ETSU	3	9	9	19

	Conference		Overall	
	W	L	W	L
South				
Western Carolina*	13	3	37	20
The Citadel	12	5	26	21
Davidson	5	12	12	16#
Furman	4	14	16	19

	Conference		Overall	
	W	L	W	L
North				
Appalachian State*	14	3	35	13
Marshall	10	8	26	18#
VMI	8	10	16	24
ETSU	3	14	10	31

	Conference		Overall	
	W	L	W	L
South				
Davidson*	11	5	24	19
Western Carolina+	11	6	37	35
The Citadel	8	10	29	20
Furman	4	13	16	29

	Conference		Overall	
	W	L	W	L
North				
Appalachian State*	15	2	40	13#
ETSU	9	9	21	21
VMI	7	11	15	25
Marshall	4	13	15	18

	Conference		Overall	
	W	L	W	L
South				
Western Carolina*+	12	5	33	28
Davidson	10	8	21	20#
The Citadel	9	9	29	20
Furman	4	13	15	24

	Conference		Overall	
	W	L	W	L
North				
Appalachian State*	10	2	26	13
VMI	8	4	16	16#
Marshall	5	7	16	17
ETSU	1	11	9	19#

	Conference		Overall	
	W	L	W	L
South				
Western Carolina*+	13	3	36	20
Davidson	10	7	25	17
The Citadel	6	12	19	31
Furman	5	12	11	26#

	Conference		Overall	
	W	L	W	L
North				
VMI*	11	7	20	20
Appalachian State	9	7	29	17
Marshall	7	9	23	17
ETSU	7	11	16	35

	Conference		Overall	
	W	L	W	L
South				
Western Carolina*+	14	3	38	24
The Citadel	12	6	33	20
Davidson	7	11	28	26
Furman	2	15	8	29

	Conference		Overall	
	W	L	W	L
1989				
Western Carolina*+	10	5	23	31
Marshall	8	5	16	14
Appalachian State	9	7	29	13
VMI	8	7	16	23
The Citadel	8	9	30	20
Furman	5	10	13	21
ETSU	5	10	10	21

	Conference		Overall	
	W	L	W	L
1990				
The Citadel*+	13	1	46	14
Western Carolina	10	7	37	25
Marshall	10	7	20	19
VMI	6	8	12	26
Appalachian State	6	9	19	22#
Furman	6	11	20	24
ETSU	4	12	10	31

	Conference		Overall	
	W	L	W	L
1991				
The Citadel*	16	2	34	19#
Western Carolina	11	3	36	26
Marshall	9	7	16	26
Furman+	6	5	26	26
Appalachian State	5	8	28	21
ETSU	5	13	23	29
VMI	1	15	2	35#

	Conference		Overall	
	W	L	W	L
1992				
Western Carolina*+	17	4	44	21#
Georgia Southern	15	6	31	27
ETSU	11	8	31	20
The Citadel	10	9	35	20
Furman	11	10	21	31
Appalachian State	6	14	17	34
Marshall	5	13	15	26
VMI	4	15	11	39

YEARLY STANDINGS

	Conference		Overall	
	W	L	W	L
Georgia Southern*	18	5	38	21
Western Carolina+	15	6	34	28
The Citadel	13	9	32	25
ETSU	11	8	21	17
Davidson	11	9	20	28
Appalachian State	8	12	15	27
Marshall	9	14	13	27
VMI	5	15	20	29
Furman	4	16	17	22

	Conference		Overall	
	W	L	W	L
Western Carolina*	19	4	45	18
Georgia Southern	15	7	31	25
Marshall	12	9	23	20
ETSU	12	11	19	21
The Citadel+	11	13	32	34
Appalachian State	10	13	22	26
VMI	10	13	21	29
Davidson	10	14	20	31
Furman	4	19	9	35

	Conference		Overall	
	W	L	W	L
The Citadel*+	19	5	39	21
Georgia Southern	14	10	35	24
Western Carolina	13	11	32	24
Davidson	12	12	19	32
ETSU	11	12#	25	27#
Appalachian State	10	13#	17	30#
VMI	10	14	19	28
Marshall	9	15	12	38
Furman	9	15	16	32

	Conference		Overall	
	W	L	W	L
Georgia Southern*+	17	3	46	14
Western Carolina	17	7	32	24#
Furman	15	9	26	29
The Citadel	13	10	33	26
Appalachian State	12	10	27	19
ETSU	11	12	26	24
VMI	7	16	17	29
Davidson	6	18	16	33
Marshall	4	17	7	35#

	Conference		Overall	
	W	L	W	L
Western Carolina*+	18	6	42	20
Georgia Southern*	18	6	34	26
The Citadel	16	7	37	21
Furman	13	11	29	23#
ETSU	11	11	21	24
Davidson	8	15	18	34
Appalachian State	8	16	16	32
VMI	6	13	13	35
Marshall	4	17	7	39

	Conference		Overall	
	W	L	W	L
UNCG*	22	5	40	18
The Citadel+	21	5	37	24
Western Carolina	20	6	45	15
Furman	12	12	21	27#
Wofford	10	12	15	32
Georgia Southern	9	15	22	30
Davidson	8	16	13	38
ETSU	8	18	18	31
VMI	7	17	14	35
Appalachian State	6	17	13	28

	Conference		Overall	
	W	L	W	L
The Citadel*+	24	5	41	20
College of Charleston	19	10	31	24
Western Carolina	18	10	36	23#
ETSU	18	11	29	25
UNCG	16	12	29	26
Georgia Southern	13	15	29	29
VMI	13	16	22	27
Furman	13	17	22	35
Appalachian State	10	20	14	38
Davidson	9	21	11	37#
Wofford	7	23	14	36

	Conference		Overall	
	W	L	W	L
Georgia Southern*+	23	7	38	23
The Citadel*	23	7	39	20
UNCG	20	9	34	24
Furman	15	13#	27	31#
ETSU	15	15	21	31
College of Charleston	14	15#	28	28#
Davidson	14	15	26	28
Appalachian State	11	17	17	38#
VMI	11	19	19	30
Western Carolina	8	22	15	38
Wofford	7	22	16	38

	Conference		Overall	
	W	L	W	L
Georgia Southern*	21	9	42	20
The Citadel+	20	10	38	24
Furman	18	11	30	25
Western Carolina	18	11	30	26
UNCG	17	12	31	28
Appalachian State	12	14	21	32
ETSU	13	17	23	32
College of Charleston	10	16	24	28
Wofford	9	17	17	31
Davidson	10	20	19	32
VMI	8	19	15	32

	Conference		Overall	
	W	L	W	L
The Citadel*	22	8	31	26
Western Carolina	20	10	33	23
College of Charleston	19	11	36	22
Georgia Southern+	18	11	39	25
UNCG	17	11	33	22
Furman	14	16	26	34
Wofford	14	16	26	31
ETSU	13	16	21	36
Davidson	13	16	21	29
Appalachian State	10	19	16	34
VMI	1	27	10	41

	Conference		Overall	
	W	L	W	L
Western Carolina*+	22	8	43	21
Georgia Southern	19	10	39	21
The Citadel	19	11	32	25
UNCG	17	13	39	21
Furman	17	13	32	24
College of Charleston	17	13	31	27
VMI	16	14	24	28
Davidson	12	17	18	27
ETSU	9	20	15	36
Appalachian State	8	22	14	36
Wofford	7	22	9	40

	Conference		Overall	
	W	L	W	L
College of Charleston*	25	5	47	16
Georgia Southern	21	9	34	25
The Citadel+	21	9	39	28
Elon	17	13	31	28
UNCG	16	14	33	21#
ETSU	15	15	28	30
Davidson	13	17	20	33
Western Carolina	12	18	28	31
Furman	11	19	21	33
Wofford	8	22	17	30
Appalachian State	6	24	10	43

	Conference		Overall	
	W	L	W	L
College of Charleston*	27	3	48	15
Georgia Southern	18	11	38	22
Western Carolina	18	12	33	23
Elon	18	12	32	25
UNCG	17	13	31	22
The Citadel	14	16	25	34
ETSU	13	16	31	22
Furman+	13	16	30	29
Davidson	13	17	26	24
Wofford	7	23	17	37
Appalachian State	5	24	10	42

	Conference		Overall	
	W	L	W	L
Elon*	21	6	45	18
College of Charleston+	20	7	46	17
Furman	16	11	32	23
Georgia Southern	16	11	31	27
The Citadel	15	12	34	27
Western Carolina	14	13	33	27
UNCG	13	14	26	33
Appalachian State	9	18	24	31#
Davidson	6	21	18	33
Wofford	5	22	20	37



Joseph P. Riley, Jr. Park in Charleston, S.C., has hosted the Southern Conference Baseball Championship 16 times since opening in 1997, including a 12-year run from 1997-2008.

YEARLY STANDINGS

	Conference		Overall	
	W	L	W	L
Western Carolina*	20	7	42	20
College of Charleston*	20	7	39	19
Elon	15	12	32	29
Appalachian State	14	13	33	26
UNCG	14	13	30	30
Georgia Southern	13	14	34	28
The Citadel	12	15	34	27
Furman	11	16	19	36
Wofford+	8	19	30	33
Davidson	8	19	19	34

	Conference		Overall	
	W	L	W	L
Elon*+	19	8	44	18
College of Charleston	18	9	39	20
Furman	17	10	33	24
Georgia Southern	16	11	33	25
UNCG	15	12	33	27
Appalachian State	14	13	32	27
Western Carolina	14	13	29	28
The Citadel	12	15	28	28
Wofford	6	21	24	35
Davidson	4	23	12	38

	Conference		Overall	
	W	L	W	L
Elon*	23	4	41	18
Georgia Southern+	20	8	42	17
The Citadel	20	10	37	22
Western Carolina	19	10	35	22
College of Charleston	17	13	35	22
Appalachian State	15	13	33	21
Davidson	11	16	18	31
Furman	10	20	24	31
Samford	9	21	17	35
UNCG&	7	21	20	29
Wofford	7	22	17	32

& later vacated 16 wins (including four SoCon wins)

	Conference		Overall	
	W	L	W	L
The Citadel*+	24	6	43	22
College of Charleston	22	8	44	19
Elon	19	11	38	24
Georgia Southern	19	11	34	24
Samford	17	12	31	25
Western Carolina	16	13#	37	21#
Appalachian State	14	14#	38	18#
Furman	11	19	19	37
Wofford	9	21	17	38
UNCG&	7	23	20	33
Davidson	5	25	19	32

& later vacated 19 wins (including six SoCon wins)

	Conference		Overall	
	W	L	W	L
Elon*	23	7	36	21
UNCG&	22	8	34	20
College of Charleston	18	12	39	22
Samford\$	18	12	37	23
Georgia Southern+	18	12	36	26
Appalachian State	15	15	33	27
Furman	13	16	24	33
Western Carolina	12	18	23	31#
Wofford	9	21	22	33
Davidson	8	21	18	30
The Citadel	8	22	20	36

& later vacated all 34 wins)

\$ later vacated all 37 wins



The 2009 Southern Conference Baseball Championship was contested at Fluor Field in Greenville, S.C., for the first time, with Georgia Southern winning the title. The tournament has returned to Fluor Field four times since, in 2012, 2013, 2016 and 2017, and will be played there again in 2018.

	Conference		Overall	
	W	L	W	L
Appalachian State*	21	9	41	18
College of Charleston*	21	9	38	22
Elon	20	10	33	26
Samford+&	19	11	41	23
Western Carolina	16	14	32	24
Georgia Southern	15	15	33	27
Furman	13	17	28	31
The Citadel	13	17	25	33
UNCG	10	20	25	27
Wofford	9	21	22	32
Davidson	8	22	17	31

& later vacated all 41 wins and tournament title

	Conference		Overall	
	W	L	W	L
Western Carolina*	23	7	39	20
College of Charleston	18	11	31	26
Elon+	18	11	34	30
The Citadel	18	12	35	25
Appalachian State	13	14	30	24
Furman	14	16	32	25
Georgia Southern	13	17	27	32
Samford&	12	17	27	30
Davidson	12	18	18	31
UNCG	11	19	24	31
Wofford	10	20	20	36

& later vacated all 27 wins

	Conference		Overall	
	W	L	W	L
Western Carolina*	20	6	37	18
Davidson	17	8	29	19
Georgia Southern+	15	12	40	23
Samford&	15	12	35	25
Wofford	12	14	32	28
Appalachian State	12	14	21	34
Elon	12	15	27	26
Furman	11	15	26	33
UNCG	8	16	21	28
The Citadel	8	18	24	34

& later vacated 19 wins (including nine SoCon wins)

	Conference		Overall	
	W	L	W	L
Mercer*+	16	7	35	23
Samford	14	10	32	26
Wofford	13	10	39	22
UNCG	12	12	23	27
VMI	12	12	21	30
Furman	11	13	25	33
Western Carolina	11	13	21	30
The Citadel	10	14	28	30
ETSU	8	16	21	35

	Conference		Overall	
	W	L	W	L
Mercer*	16	8	38	23
UNCG	15	9	38	21
Western Carolina+	15	9	31	31
Furman	14	10	29	30
Samford	13	11	35	26
ETSU	13	11	27	30
Wofford	12	12	30	28
The Citadel	6	18	17	42
VMI	4	20	21	35

	Conference		Overall	
	W	L	W	L
Mercer*	17	6	39	17
Western Carolina	15	8	28	28
UNCG+	14	10	36	24
Furman	14	10	33	28
Wofford	13	11	28	30
Samford	11	13	33	26
ETSU	9	15	30	29
VMI	7	17	24	34
The Citadel	7	17	16	35

	Conference		Overall	
	W	L	W	L
UNCG*	18	3	39	15
Samford+	16	8	37	26
Wofford	15	9	36	23
VMI	12	12	26	27
Mercer	11	13	38	22
ETSU	11	13	28	25
Furman	9	12	24	28
The Citadel	8	16	19	34
Western Carolina	5	19	11	47

* - Conference champion
 + - Tournament champion
 # - Includes tie game
 ^ - Includes two tied games

SOCON CHAMPIONSHIP

TOURNAMENT RESULTS

Year	Champion (seed)	Games	Attendance	Average	Site
1950	Wake Forest	6			Greensboro, N.C.
1951	Duke	4			Greensboro, N.C.
1952	Duke	7			Raleigh, N.C.
1953	Duke	6			Raleigh, N.C.
1984	Appalachian State (1N)	5			Cullowhee, N.C.
1985	Western Carolina (2S)	7			Boone, N.C.
1986	Western Carolina (1S)	6			Cullowhee, N.C.
1987	Western Carolina (1S)	6			Asheville, N.C.
1988	Western Carolina (1S)	6			Asheville, N.C.
1989	Western Carolina (1)	7			Asheville, N.C.
1990	The Citadel (1)	13			Charleston, S.C.
1991	Furman (4)	13			Charleston, S.C.
1992	Western Carolina (1)	15			Charleston, S.C.
1993	Western Carolina (2)	15			Charleston, S.C.
1994	The Citadel (5)	14			Charleston, S.C.
1995	The Citadel (1)	14			Charleston, S.C.
1996	Georgia Southern (1)	14			Charleston, S.C.
1997	Western Carolina (1)	14	15,295	1,093	Charleston, S.C.
1998	The Citadel (2)	14	22,644	1,617	Charleston, S.C.
1999	The Citadel (1)	14	26,187	1,871	Charleston, S.C.
2000	Georgia Southern (1)	14	26,300	1,879	Charleston, S.C.
2001	The Citadel (2)	14	27,788	1,985	Charleston, S.C.
2002	Georgia Southern (4)	15	22,696	1,513	Charleston, S.C.
2003	Western Carolina (1)	15	20,212	1,347	Charleston, S.C.
2004	The Citadel (3)	15	35,150	2,343	Charleston, S.C.
2005	Furman (8)	14	26,707	1,908	Charleston, S.C.
2006	College of Charleston (2)	16	28,206	1,763	Charleston, S.C.
2007	Wofford (9)	15	30,834	2,056	Charleston, S.C.
2008	Elon (1)	15	15,144	1,010	Charleston, S.C.
2009	Georgia Southern (2)	14	17,820	1,273	Greenville, S.C.
2010	The Citadel (1)	14	21,511	1,537	Charleston, S.C.
2011	Georgia Southern (4)	14	11,860	847	Charleston, S.C.
2012	*Samford (4)	13	18,336	1,410	Greenville, S.C.
2013	Elon (3)	14	8,985	642	Greenville, S.C.
2014	Georgia Southern (4)	16	6,476	405	Charleston, S.C.
2015	Mercer (1)	15	4,933	333	Charleston, S.C.
2016	Western Carolina (2)	16	8,927	558	Greenville, S.C.
2017	UNCG (3)	16	9,755	610	Greenville, S.C.

* later vacated

TOURNAMENT COMPOSITE RECORDS

Team	App.	Won	Lost	Pct.	Titles
The Citadel	30	73	40	.646	8
ETSU	20	18	38	.321	0
Furman	25	45	45	.500	2
Mercer	3	8	4	.667	1
UNCG	16	24	30	.444	1
Samford*	8	19	12	.613	1
VMI	17	16	32	.333	0
Western Carolina	33	72	51	.585	10
Wofford	9	12	14	.462	1

* later vacated 10 wins (three from 2011, four from 2012 and three from 2014) and 2012 title

Former members

Appalachian State	25	32	47	.405	1
College of Charleston	15	26	27	.491	1
Clemson	2	2	3	.400	0
Davidson	17	7	31	.184	0
Duke	3	9	1	.900	3
Elon	11	24	18	.571	2
George Washington	2	2	4	.333	0
Georgia Southern	23	59	36	.621	6
Marshall	8	8	16	.333	0
Maryland	3	2	6	.250	0
North Carolina	1	2	2	.500	0
North Carolina State	1	2	2	.500	0
Richmond	1	0	2	.000	0
Virginia Tech	1	0	2	.000	0
Wake Forest	1	3	0	1.000	1
West Virginia	1	1	1	.500	0

SINGLE-GAME ATTENDANCE RECORDS

Att.	Opponents	Year
5,419	The Citadel vs. College of Charleston	2003
4,960	The Citadel vs. Western Carolina	1999
4,895	The Citadel vs. Western Carolina	2010
4,892	The Citadel vs. College of Charleston	1999
4,625	The Citadel vs. Western Carolina	2004
4,567	The Citadel vs. UNCG	2001
4,462	The Citadel vs. College of Charleston	2006
4,449	The Citadel vs. Georgia Southern	2001
4,312	The Citadel vs. Georgia Southern	2000
4,127	The Citadel vs. College of Charleston	2000

1950
(at Greensboro, N.C.)
Champion: Wake Forest

Maryland	4	Virginia Tech	3
Wake Forest	14	Clemson	2
Clemson	4	Virginia Tech	3
Wake Forest	7	Maryland	1
Maryland	3	Clemson	2
Wake Forest	15	Maryland	4

1951
(at Greensboro, N.C.)
Champion: Duke

Duke	11	Maryland	0
Clemson	6	West Virginia	2
West Virginia	4	Maryland	3 (3rd place)
Duke	5	Clemson	0

1952
(Devereaux Meadow, Raleigh, N.C.)
Champion: Duke

North Carolina State	5	Richmond	0
Duke	7	George Washington	5
George Washington	8	Richmond	7
North Carolina State	5	Duke	4
Duke	8	George Washington	4
Duke	7	North Carolina State	0
Duke	8	North Carolina State	3

1953
(Devereaux Meadow, Raleigh, N.C.)
Champion: Duke

Duke	6	George Washington	4
North Carolina	13	Maryland	2
George Washington	5	Maryland	4
Duke	7	North Carolina	2
North Carolina	15	George Washington	0
Duke	5	North Carolina	3

1984
(Ronnie G. Childress Field; Cullowhee, N.C.)
Champion: Appalachian State

#1N Appalachian State	4	#2S The Citadel	1
#1S Western Carolina	10	#2N VMI	7
#1N Appalachian State	9	#1S Western Carolina	5
#2S The Citadel	8	#1S Western Carolina	0
#1N Appalachian State	6	#2S The Citadel	1

1985
(Mountaineer Park; Boone, N.C.)
Champion: Western Carolina

#2N Marshall	9	#1S Davidson	1
#2S Western Carolina	3	#1N Appalachian State	2
#1S Davidson	8	#1N Appalachian State	5
#2N Marshall	5	#2S Western Carolina	2
#2S Western Carolina	13	#1S Davidson	2
#2S Western Carolina	12	#2N Marshall	6
#2S Western Carolina	13	#2N Marshall	12

1986
(Ronnie G. Childress Field; Cullowhee, N.C.)
Champion: Western Carolina

#1N Appalachian State	5	#2S Davidson	4
#1S Western Carolina	11	#2N ETSU	2
#2N ETSU	7	#2S Davidson	5
#1S Western Carolina	18	#1N Appalachian State	17
#1N Appalachian State	16	#2N ETSU	14
#1S Western Carolina	11	#1N Appalachian State	8

1987
(McCormick Field; Asheville, N.C.)
Champion: Western Carolina

#1S Western Carolina	16	#2N VMI	4
#1N Appalachian State	8	#2S Davidson	5
#2N VMI	15	#2S Davidson	7
#1S Western Carolina	8	#1N Appalachian State	7
#2N VMI	10	#1N Appalachian State	9 (10)
#1S Western Carolina	9	#2N VMI	4

1988
(McCormick Field; Asheville, N.C.)
Champion: Western Carolina

#2S The Citadel	9	#1N VMI	8
#1S Western Carolina	18	#2N Appalachian State	8
#2N Appalachian State	11	#1N VMI	4
#1S Western Carolina	6	#2S The Citadel	4
#2S The Citadel	16	#2N Appalachian State	9
#1S Western Carolina	22	#2S The Citadel	6

1989
(McCormick Field; Asheville, N.C.)
Champion: Western Carolina*

#2 Marshall	12	#7 ETSU	4
#3 Appalachian State	8	#6 Furman	2
#5 The Citadel	17	#4 VMI	11
#6 Furman	7	#4 VMI	5
#3 Appalachian State	13	#2 Marshall	9*
#1 Western Carolina	7	#3 Appalachian State	2*
#1 Western Carolina	4	#2 Marshall	2*

*Heavy rains forced the cancellation of games five through eight of the tournament. A playoff was held at Montreat, N.C., between Appalachian State, Marshall and Western Carolina to determine the league's automatic qualifier in the NCAA tournament.

SOCON CHAMPIONSHIP

1990
(College Park; Charleston, S.C.)
Champion: The Citadel

#2 Western Carolina	6	#7 ETSU	1
#3 Marshall	5	#6 Furman	2
#5 Appalachian State	9	#4 VMI	2
#6 Furman	10	#4 VMI	9 (10)
#3 Marshall	3	#2 Western Carolina	1
#1 The Citadel	7	#5 Appalachian State	2
#7 ETSU	5	#6 Furman	2
#2 Western Carolina	5	#5 Appalachian State	4
#1 The Citadel	9	#3 Marshall	2
#2 Western Carolina	11	#3 Marshall	3
#1 The Citadel	6	#7 ETSU	0
#1 The Citadel	9	#2 Western Carolina	5

1991
(College Park; Charleston, S.C.)
Champion: Furman

#2 Western Carolina	18	#7 VMI	2
#6 ETSU	14	#3 Marshall	4
#5 Appalachian State	4	#4 Furman	2
#4 Furman	10	#3 Marshall	4
#6 ETSU	7	#2 Western Carolina	4
#5 Appalachian State	2	#1 The Citadel	0
#4 Furman	8	#7 VMI	3
#2 Western Carolina	7	#1 The Citadel	3
#5 Appalachian State	7	#6 ETSU	1
#2 Western Carolina	9	#6 ETSU	4
#4 Furman	7	#5 Appalachian State	6 (10)
#2 Western Carolina	4	#5 Appalachian State	0
#4 Furman	11	#2 Western Carolina	9

1992
(College Park; Charleston, S.C.)
Champion: Western Carolina

#1 Western Carolina	3	#8 VMI	2
#4 The Citadel	6	#5 Furman	4 (12)
#2 Georgia Southern	4	#7 Marshall	3
#3 ETSU	1	#6 Appalachian State	0
#8 VMI	5	#5 Furman	3
#6 Appalachian State	8	#7 Marshall	7
#1 Western Carolina	2	#4 The Citadel	1
#2 Georgia Southern	7	#3 ETSU	4
#4 The Citadel	12	#6 Appalachian State	3
#3 ETSU	20	#8 VMI	3
#1 Western Carolina	17	#2 Georgia Southern	10
#4 The Citadel	9	#3 ETSU	4
#2 Georgia Southern	9	#4 The Citadel	0
#2 Georgia Southern	14	#1 Western Carolina	12
#1 Western Carolina	4	#2 Georgia Southern	3

1993
(College Park; Charleston, S.C.)
Champion: Western Carolina

#8 VMI	8	#1 Georgia Southern	1
#5 Davidson	12	#4 ETSU	5
#2 Western Carolina	7	#7 Marshall	6
#3 The Citadel	7	#6 Appalachian State	1
#1 Georgia Southern	10	#4 ETSU	3
#7 Marshall	4	#6 Appalachian State	2
#8 VMI	15	#5 Davidson	5
#2 Western Carolina	6	#3 The Citadel	3
#5 Davidson	10	#7 Marshall	1
#1 Georgia Southern	9	#3 The Citadel	6
#8 VMI	8	#2 Western Carolina	4
#1 Georgia Southern	12	#5 Davidson	5
#2 Western Carolina	6	#1 Georgia Southern	5
#2 Western Carolina	12	#8 VMI	5
#2 Western Carolina	5	#8 VMI	1

1994
(College Park; Charleston, S.C.)
Champion: The Citadel

#8 Davidson	2	#1 Western Carolina	1
#3 Marshall	7	#6 Appalachian State	3
#7 VMI	6	#2 Georgia Southern	4
#5 The Citadel	8	#4 ETSU	3
#1 Western Carolina	4	#4 ETSU	0
#2 Georgia Southern	6	#6 Appalachian State	1
#5 The Citadel	10	#8 Davidson	4
#7 VMI	6	#3 Marshall	4
#8 Davidson	5	#2 Georgia Southern	2
#1 Western Carolina	8	#3 Marshall	2
#5 The Citadel	4	#7 VMI	3
#1 Western Carolina	13	#8 Davidson	1
#1 Western Carolina	7	#7 VMI	1
#5 The Citadel	4	#1 Western Carolina	2

1995
(College Park; Charleston, S.C.)
Champion: The Citadel

#3 Western Carolina	9	#6 Appalachian State	5
#2 Georgia Southern	4	#7 VMI	3
#5 ETSU	6	#4 Davidson	2
#1 The Citadel	5	#8 Marshall	1
#7 VMI	13	#6 Appalachian State	4
#8 Marshall	8	#4 Davidson	5
#2 Georgia Southern	10	#3 Western Carolina	4
#1 The Citadel	10	#5 ETSU	2
#3 Western Carolina	10	#8 Marshall	3
#5 ETSU	8	#7 VMI	4
#1 The Citadel	10	#2 Georgia Southern	4
#5 ETSU	6	#3 Western Carolina	1
#2 Georgia Southern	9	#5 ETSU	6
#1 The Citadel	8	#2 Georgia Southern	3

1996
(College Park; Charleston, S.C.)
Champion: Georgia Southern

#6 ETSU	10	#3 Furman	7
#7 VMI	7	#2 Western Carolina	3
#1 Georgia Southern	8	#2 Davidson	2
#4 The Citadel	6	#5 Appalachian State	2
#3 Furman	7	#2 Western Carolina	4
#5 Appalachian State	5	#8 Davidson	2
#7 VMI	4	#6 ETSU	2
#1 Georgia Southern	4	#4 The Citadel	3
#6 ETSU	5	#5 Appalachian State	2
#4 The Citadel	17	#3 Furman	3
#1 Georgia Southern	11	#7 VMI	2
#4 The Citadel	11	#6 ETSU	0
#4 The Citadel	8	#7 VMI	5
#1 Georgia Southern	7	#4 The Citadel	1

1997
(Joseph P. Riley, Jr. Park; Charleston, S.C.)
Champion: Western Carolina

#4 Furman	6	#5 ETSU	2
#1 Western Carolina	4	#8 VMI	3
#2 Georgia Southern	14	#7 Appalachian State	5
#3 The Citadel	18	#6 Davidson	8
#5 ETSU	7	#8 VMI	3 (10)
#7 Appalachian State	7	#6 Davidson	5
#1 Western Carolina	7	#4 Furman	1
#3 The Citadel	14	#2 Georgia Southern	5
#4 Furman	13	#7 Appalachian State	11 (10)
#2 Georgia Southern	14	#5 ETSU	11
#1 Western Carolina	10	#3 The Citadel	3
#4 Furman	12	#2 Georgia Southern	10
#4 Furman	4	#3 The Citadel	2
#1 Western Carolina	10	#4 Furman	9 (10)

1998
(Joseph P. Riley, Jr. Park; Charleston, S.C.)
Champion: The Citadel

#4 Furman	11	#5 Wofford	3
#1 UNCG	10	#8 ETSU	3
#3 Western Carolina	6	#6 Georgia Southern	5
#2 The Citadel	11	#7 Davidson	2
#5 Wofford	3	#8 ETSU	2
#6 Georgia Southern	6	#7 Davidson	3
#1 UNCG	14	#4 Furman	2
#2 The Citadel	5	#3 Western Carolina	0
#4 Furman	6	#6 Georgia Southern	5
#3 Western Carolina	9	#5 Wofford	4
#2 The Citadel	9	#1 UNCG	0
#3 Western Carolina	2	#4 Furman	1
#1 UNCG	4	#3 Western Carolina	2
#2 The Citadel	12	#1 UNCG	1

1999
(Joseph P. Riley, Jr. Park; Charleston, S.C.)
Champion: The Citadel

#6 Georgia Southern	8	#3 Western Carolina	5
#2 College of Charleston	15	#7 VMI	4
#3 ETSU	11	#5 UNCG	7
#1 The Citadel	3	#8 Furman	0
#3 Western Carolina	8	#7 VMI	4
#8 Furman	3	#5 UNCG	0
#2 College of Charleston	4	#6 Georgia Southern	2
#1 The Citadel	13	#4 ETSU	5
#8 Furman	10	#6 Georgia Southern	2
#3 Western Carolina	7	#4 ETSU	5
#1 The Citadel	4	#2 College of Charleston	3
#3 Western Carolina	11	#8 Furman	4
#3 Western Carolina	3	#2 College of Charleston	2
#1 The Citadel	6	#3 Western Carolina	3

2000
(Joseph P. Riley, Jr. Park; Charleston, S.C.)
Champion: Georgia Southern

#4 Furman	3	#5 ETSU	1
#1 Georgia Southern	2	#8 Appalachian State	1 (13)
#6 College of Charleston	7	#3 UNCG	3
#2 The Citadel	6	#7 Davidson	2
#8 Appalachian State	6	#5 ETSU	3 (15)
#3 UNCG	3	#7 Davidson	2
#1 Georgia Southern	5	#4 Furman	3
#2 The Citadel	6	#6 College of Charleston	3
#4 Furman	7	#3 UNCG	3
#6 College of Charleston	9	#8 Appalachian State	2
#1 Georgia Southern	5	#2 The Citadel	3 (10)
#4 Furman	15	#6 College of Charleston	3
#4 Furman	11	#2 The Citadel	1
#1 Georgia Southern	3	#4 Furman	0

2001
(Joseph P. Riley, Jr. Park; Charleston, S.C.)
Champion: The Citadel

#5 UNCG	7	#4 Western Carolina	5
#1 Georgia Southern	10	#8 College of Charleston	2
#6 Appalachian State	4	#3 Furman	2 (10)
#2 The Citadel	3	#7 ETSU	2
#8 College of Charleston	9	#4 Western Carolina	7
#7 ETSU	8	#3 Furman	2
#1 Georgia Southern	10	#5 UNCG	7
#2 The Citadel	5	#7 Appalachian State	3
#5 UNCG	9	#6 ETSU	6
#6 Appalachian State	4	#8 College of Charleston	3
#2 The Citadel	3	#1 Georgia Southern	2
#5 UNCG	2	#6 Appalachian State	1
#5 UNCG	4	#1 Georgia Southern	0
#2 The Citadel	4	#5 UNCG	3

2002
(Joseph P. Riley, Jr. Park; Charleston, S.C.)
Champion: Georgia Southern

#3 College of Charleston	7	#6 Furman	6
#2 Western Carolina	9	#7 Wofford	2
#4 Georgia Southern	4	#5 UNCG	2
#1 The Citadel	7	#8 ETSU	5
#6 Furman	7	#7 Wofford	5
#5 UNCG	3	#8 ETSU	0
#3 College of Charleston	3	#2 Western Carolina	0
#4 Georgia Southern	4	#1 The Citadel	2
#5 UNCG	6	#2 Western Carolina	4
#6 Furman	6	#1 The Citadel	0
#3 College of Charleston	9	#4 Georgia Southern	4
#6 Furman	9	#5 UNCG	7
#4 Georgia Southern	10	#6 Furman	4
#4 Georgia Southern	9	#3 College of Charleston	6
#4 Georgia Southern	8	#3 College of Charleston	0

2003
(Joseph P. Riley, Jr. Park; Charleston, S.C.)
Champion: Western Carolina

#5 Furman	3	#4 UNCG	2
#1 Western Carolina	14	#8 Davidson	0
#2 Georgia Southern	6	#7 VMI	4
#6 College of Charleston	8	#3 The Citadel	2
#4 UNCG	7	#8 Davidson	3
#7 VMI	2	#3 The Citadel	1
#1 Western Carolina	6	#5 Furman	0
#2 Georgia Southern	14	#6 College of Charleston	6
#7 VMI	2	#5 Furman	1
#4 UNCG	4	#6 College of Charleston	3
#1 Western Carolina	1	#2 Georgia Southern	0
#4 UNCG	10	#7 VMI	1
#2 Georgia Southern	4	#4 UNCG	1
#2 Georgia Southern	8	#1 Western Carolina	4
#1 Western Carolina	6	#2 Georgia Southern	5 (11)

2004
(Joseph P. Riley, Jr. Park; Charleston, S.C.)
Champion: The Citadel

#4 Elon	12	#5 UNCG	3
#8 Western Carolina	4	#1 College of Charleston	3
#7 Davidson	5	#2 Georgia Southern	2
#3 The Citadel	6	#6 ETSU	2
#1 College of Charleston	5	#5 UNCG	4 (10)
#2 Georgia Southern	12	#6 ETSU	4
#8 Western Carolina	7	#4 Elon	6
#3 The Citadel	10	#7 Davidson	2
#4 Elon	7	#2 Georgia Southern	3
#1 College of Charleston	3	#7 Davidson	0
#8 Western Carolina	5	#3 The Citadel	2
#1 College of Charleston	4	#4 Elon	3
#3 The Citadel	7	#1 College of Charleston	2
#3 The Citadel	9	#8 Western Carolina	2
#3 The Citadel	8	#8 Western Carolina	1

SOCON CHAMPIONSHIP

2005
(Joseph P. Riley, Jr. Park; Charleston, S.C.)
Champion: Furman

#4 Elon	12	#5 UNCG	6
#8 Furman	9	#1 College of Charleston	7
#2 Georgia Southern	7	#7 ETSU	3
#3 Western Carolina	6	#6 The Citadel	1
#1 College of Charleston	8	#5 UNCG	2
#6 The Citadel	10	#4 ETSU	6
#8 Furman	6	#4 Elon	3
#2 Georgia Southern	7	#3 Western Carolina	2
#6 The Citadel	8	#4 Elon	7
#1 College of Charleston	11	#3 Western Carolina	4
#8 Furman	4	#2 Georgia Southern	1
#1 College of Charleston	9	#6 The Citadel	7
#2 Georgia Southern	11	#1 College of Charleston	5
#8 Furman	5	#2 Georgia Southern	4

2006
(Joseph P. Riley, Jr. Park; Charleston, S.C.)
Champion: College of Charleston

#7 UNCG	6	#10 Wofford	5
#8 Appalachian State	5	#9 Davidson	4
#6 Western Carolina	14	#3 Furman	1
#2 Coll. of Charleston	13	#7 UNCG	5
#1 Elon	4	#8 Appalachian State	3
#5 The Citadel	6	#4 Georgia Southern	3
#7 UNCG	5	#3 Furman	4
#4 Georgia Southern	5	#8 Appalachian State	2
#2 College of Charleston	1	#6 Western Carolina	0
#1 Elon	12	#5 The Citadel	3
#6 Western Carolina	13	#4 Georgia Southern	3
#5 The Citadel	10	#7 UNCG	3
#2 Coll. of Charleston	12	#1 Elon	1
#5 The Citadel	4	#6 Western Carolina	2
#5 The Citadel	14	#1 Elon	11
#2 College of Charleston	5	#5 The Citadel	4

2007
(Joseph P. Riley, Jr. Park; Charleston, S.C.)
Champion: Wofford

#9 Wofford	5	#8 Furman	3
#7 The Citadel	7	#10 Davidson	0
#5 UNCG	9	#4 Appalachian State	3
#9 Wofford	19	#1 College of Charleston	6
#7 The Citadel	7	#2 Western Carolina	2
#3 Elon	14	#6 Georgia Southern	7
#7 The Citadel	6	#3 Elon	5
#4 Appalachian State	11	#1 College of Charleston	10
#6 Georgia Southern	6	#2 Western Carolina	5
#9 Wofford	12	#5 UNCG	5
#5 UNCG	8	#6 Georgia Southern	6
#3 Elon	9	#4 Appalachian State	5
#9 Wofford	6	#7 The Citadel	2
#3 Elon	11	#5 UNCG	9 (10)
#7 The Citadel	5	#3 Elon	2
#9 Wofford	4	#7 The Citadel	2

2008
(Joseph P. Riley, Jr. Park; Charleston, S.C.)
Champion: Elon

#7 Western Carolina	11	#10 Davidson	10 (12)
#9 Wofford	8	#8 The Citadel	4
#2 College of Charleston	5	#7 Western Carolina	4
#3 Furman	10	#6 Appalachian State	8 (10)
#1 Elon	21	#9 Wofford	12
#4 Georgia Southern	21	#5 UNCG	9
#6 Appalachian State	10	#7 Western Carolina	5
#5 UNCG	14	#9 Wofford	5
#2 Coll. of Charleston	12	#3 Furman	8
#1 Elon	16	#4 Georgia Southern	5
#3 Furman	13	#6 Appalachian State	12
#5 UNCG	12	#4 Georgia Southern	9
#2 Coll. of Charleston	12	#3 Furman	11 (10)
#1 Elon	12	#5 UNCG	4
#1 Elon	17	#2 College of Charleston	8

2009
(Fluor Field; Greenville, S.C.)
Champion: Georgia Southern

#2 Georgia Southern	4	#7 Davidson	3 (11)
#6 Appalachian State	4	#3 The Citadel	1
#1 Elon	10	#8 Furman	8
#4 Western Carolina	12	#5 College of Charleston	4
#3 The Citadel	9	#7 Davidson	8
#8 Furman	6	#5 College of Charleston	5
#2 Georgia Southern	6	#6 Appalachian State	5
#1 Elon	15	#4 Western Carolina	7
#3 The Citadel	5	#6 Appalachian State	3
#8 Furman	7	#4 Western Carolina	6
#3 The Citadel	5	#1 Elon	1
#2 Georgia Southern	16	#8 Furman	4

#1 Elon	8	#3 The Citadel	7
#2 Georgia Southern	7	#1 Elon	3

2010
(Joseph P. Riley, Jr. Park; Charleston, S.C.)
Champion: The Citadel

#2 College of Charleston	12	#7 Appalachian State	11 (11)
#6 Western Carolina	11	#3 Georgia Southern	4
#1 The Citadel	9	#8 Furman	5
#4 Elon	1	#5 Samford	0
#7 Appalachian State	6	#3 Georgia Southern	2
#5 Samford	13	#8 Furman	10
#1 The Citadel	6	#4 Elon	3 (10)
#3 Western Carolina	7	#2 Coll. of Charleston	6 (12)
#7 Appalachian State	10	#2 College of Charleston	6
#4 Elon	7	#5 Samford	4
#7 Appalachian State	3	#6 Western Carolina	2
#1 The Citadel	6	#4 Elon	5 (10)
#6 Western Carolina	7	#7 Appalachian State	6
#1 The Citadel	10	#6 Western Carolina	3

2011
(Joseph P. Riley, Jr. Park; Charleston, S.C.)
Champion: Georgia Southern

#7 Furman	12	#2 UNCG	6
#3 Samford*	5	#6 Appalachian State	3
#8 Western Carolina	10	#1 Elon	7 (20)
#4 Georgia Southern	4	#5 College of Charleston	2
#6 Appalachian State	6	#2 UNCG	4
#5 College of Charleston	4	#1 Elon	3
#3 Samford	7	#7 Furman	1
#4 Georgia Southern	12	#8 Western Carolina	1
#6 Appalachian State	5	#7 Furman	0
#5 College of Charleston	4	#8 Western Carolina	2
#3 Samford	2	#6 Appalachian State	1
#5 College of Charleston	9	#4 Georgia Southern	1
#4 Georgia Southern	7	#5 College of Charleston	6
#4 Georgia Southern	1	#3 Samford	0

* later vacated all wins in tournament

2012
(Fluor Field; Greenville, S.C.)
Champion: Samford*

#7 The Citadel	8	#2 Coll. of Charleston	6 (11)
#6 Georgia Southern	19	#3 Elon	2
#1 Appalachian State	7	#8 Furman	5
#4 Samford	7	#5 Western Carolina	0
#3 Elon	14	#2 Coll. of Charleston	12
#8 Furman	9	#5 Western Carolina	8
#6 Georgia Southern	8	#7 The Citadel	1
#4 Samford	12	#1 Appalachian State	7
#3 Elon	7	#7 The Citadel	3
#8 Furman	13	#1 Appalachian State	4
#6 Georgia Southern	10	#3 Elon	7
#4 Samford	12	#8 Furman	2
#4 Samford	9	#6 Georgia Southern	6 (10)

* later vacated all wins and tournament title

2013
(Fluor Field; Greenville, S.C.)
Champion: Elon

#4 The Citadel	6	#5 Appalachian State	5
#1 Western Carolina	13	#8 Samford	7
#6 Furman	10	#3 Elon	1
#7 Georgia Southern	2	#2 College of Charleston	0
#3 Elon	18	#2 College of Charleston	8
#5 Appalachian State	2	#8 Samford	1
#4 The Citadel	12	#1 Western Carolina	11
#7 Georgia Southern	3	#6 Furman	2
#5 Appalachian State	15	#1 Western Carolina	4
#3 Elon	8	#6 Furman	1
#4 The Citadel	8	#5 Appalachian State	6
#3 Elon	11	#7 Georgia Southern	4
#3 Elon	7	#7 Georgia Southern	6
#3 Elon	6	#4 The Citadel	5

2014
(Joseph P. Riley, Jr. Park; Charleston, S.C.)
Champion: Georgia Southern

#8 Furman	6	#9 UNCG	5 (11)
#10 The Citadel	10	#7 Elon	7
#5 Appalachian State	3	#4 Georgia Southern	2 (11)
#8 Furman	3	#1 Western Carolina	2
#2 Davidson	9	#10 The Citadel	7
#3 Samford*	4	#6 Wofford	2
#4 Georgia Southern	8	#1 Western Carolina	4
#6 Wofford	4	#10 The Citadel	2
#8 Furman	3	#5 Appalachian State	1
#3 Samford	7	#2 Davidson	3
#4 Georgia Southern	2	#5 Appalachian State	1

#6 Wofford	10	#2 Davidson	7
#4 Georgia Southern	11	#8 Furman	8
#3 Samford	12	#6 Wofford	3
#4 Georgia Southern	10	#8 Furman	7 (12)
#4 Georgia Southern	4	#3 Samford	3

* later vacated all wins in tournament

2015
(Joseph P. Riley, Jr. Park; Charleston, S.C.)
Champion: Mercer

#8 The Citadel	8	#9 ETSU	2
#2 Samford	8	#7 Western Carolina	7 (10)
#3 Wofford	16	#6 Furman	7
#1 Mercer	3	#8 The Citadel	2
#4 VMI	6	#5 UNCG	5
#8 The Citadel	8	#5 UNCG	4
#6 Furman	12	#7 Western Carolina	4
#2 Samford	4	#3 Wofford	3
#1 Mercer	19	#4 VMI	7
#3 Wofford	1	#6 Furman	0
#8 The Citadel	10	#4 VMI	5
#3 Wofford	12	#2 Samford	8
#1 Mercer	8	#8 The Citadel	1
#2 Samford	25	#3 Wofford	4
#1 Mercer	5	#2 Samford	0

2016
(Fluor Field; Greenville, S.C.)
Champion: Western Carolina

#8 The Citadel	3	#9 VMI	2 (10)
#4 Furman	3	#5 ETSU	0
#1 Mercer	13	#8 The Citadel	1 (7)
#2 Western Carolina	10	#7 Wofford	9
#6 Samford	8	#3 UNCG	5
#5 ETSU	4	#8 The Citadel	2
#3 UNCG	9	#7 Wofford	6
#1 Mercer	6	#4 Furman	1
#2 Western Carolina	14	#6 Samford	4
#6 Samford	12	#5 ETSU	11 (10)
#4 Furman	15	#3 UNCG	10
#1 Mercer	9	#2 Western Carolina	8
#6 Samford	2	#4 Furman	0
#2 Western Carolina	7	#6 Samford	4
#2 Western Carolina	4	#1 Mercer	2
#2 Western Carolina	3	#1 Mercer	2

2017
(Fluor Field; Greenville, S.C.)
Champion: UNCG

#9 VMI	8	#8 The Citadel	0
#4 Furman	13	#5 Wofford	3 (7)
#1 Mercer	11	#9 VMI	6
#7 ETSU	8	#2 Western Carolina	6
#3 UNCG	6	#6 Samford	3
#9 VMI	6	#5 Wofford	5 (10)
#6 Samford	6	#2 Western Carolina	1
#4 Furman	6	#1 Mercer	1
#3 UNCG	6	#7 ETSU	4
#6 Samford	5	#1 Mercer	4
#7 ETSU	12	#9 VMI	11
#3 UNCG	12	#4 Furman	8
#7 ETSU	16	#6 Samford	6 (8)
#4 Furman	8	#7 ETSU	6
#4 Furman	6	#3 UNCG	4
#3 UNCG	13	#4 Furman	1 (7)

2018
(Fluor Field; Greenville, S.C.)
Champion: UNCG

#9 Western Carolina	6	#8 The Citadel	5
#5 Mercer	19	#4 VMI	0 (7)
#9 Western Carolina	10	#1 UNCG	2
#2 Samford	4	#7 Furman	0
#3 Wofford	8	#6 ETSU	7 (10)
#1 UNCG	11	#4 VMI	7
#6 ETSU	5	#7 Furman	2
#5 Mercer	15	#9 Western Carolina	0 (7)
#2 Samford	5	#3 Wofford	2
#9 Western Carolina	11	#6 ETSU	8
#1 UNCG	15	#3 Wofford	7
#2 Samford	10	#5 Mercer	3
#9 Western Carolina	8	#1 UNCG	4
#5 Mercer	10	#9 Western Carolina	2
#2 Samford	14	#5 Mercer	4 (7)

SOCON IN THE NCAA CHAMPIONSHIP

1947: (1 team, 3-2)

District Playoff, Charlotte, N.C.

Alabama 8, CLEMSON 2
CLEMSON 8, Auburn 3
CLEMSON 1, Alabama 0
CLEMSON 4, Alabama 1

Eastern Playoff, New Haven, Conn.

Yale 7, CLEMSON 3

1948: (1 team, 4-3)

District 3 Playoff, Charlotte, N.C.

NORTH CAROLINA 15, Georgia Tech 0
NORTH CAROLINA 11, Alabama 3
George Washington 5, NORTH CAROLINA 4
NORTH CAROLINA 10, George Washington 0

Eastern Playoff, Winston-Salem, N.C.

Yale 6, NORTH CAROLINA 1
NORTH CAROLINA 7, Illinois 3
Lafayette 5, NORTH CAROLINA 2

1949: (1 team, 7-2)

District 3 Playoff, Charlotte, N.C.

WAKE FOREST 5, Kentucky 3
WAKE FOREST 4, Mississippi State 3 (12)
WAKE FOREST 8, Kentucky 0

Region 2 Playoff, South Bend, Ind.

WAKE FOREST 10, Notre Dame 7
WAKE FOREST 4, Notre Dame 2

College World Series, Wichita, Kan.

WAKE FOREST 2, Southern California 1
Texas 8, WAKE FOREST 1
WAKE FOREST 2, Southern California 1
Championship
Texas 10, WAKE FOREST 3

1950: (1 team, 0-2)

District Playoff, Kannapolis, N.C.

Alabama 6, CLEMSON 1
Kentucky 4, CLEMSON 2

1952: (1 team, 4-2)

District 3 Playoff, Kannapolis, N.C.

DUKE 7, Tennessee 1
DUKE 5, Rollins 4
DUKE 4, Florida 3

College World Series, Omaha, Neb.

DUKE 18, Oregon State 7
Penn State 12, DUKE 7
Western Michigan 5, DUKE 1

1953: (1 team, 5-3)

District 3 Playoff, Charlotte, N.C.

DUKE 9, Mississippi State 1
Georgia 9, DUKE 4
DUKE 5, Mississippi State 4
DUKE 9, Georgia 1
DUKE 11, Georgia 3

College World Series, Omaha, Neb.

Texas 2, DUKE 1
DUKE 3, Northern Colorado 2
Boston College 7, DUKE 6 (11)

1954: (1 team, 2-2)

District 3 Playoff, campus sites

VIRGINIA TECH 11, Clemson 10 (Clemson, S.C.)
VIRGINIA TECH 7, Clemson 1 (Blacksburg, Va.)

District 3 Playoff, Winter Park, Fla.

Rollins 3, VIRGINIA TECH 0
Rollins 9, VIRGINIA TECH 3

1955: (1 team, 1-2)

District 3 Playoff, Morgantown, W.Va.

Wake Forest 5, WEST VIRGINIA 1
WEST VIRGINIA 9, Wake Forest 7
Wake Forest 6, WEST VIRGINIA 5

1957: (1 team, 0-2)

District 3 Playoff, Gastonia, N.C.

Duke 9, GEORGE WASHINGTON 1
Ga. Southern 5, GEORGE WASHINGTON 3

1958: (1 team, 0-2)

District 3 Playoff, Gastonia, N.C.

Clemson 4, GEORGE WASHINGTON 2
Florida State 3, GEORGE WASHINGTON 1

1959: (1 team, 0-2)

District 3 Playoff, Gastonia, N.C.

Florida State 3, GEORGE WASHINGTON 2
Georgia Tech 7, GEORGE WASHINGTON 2

1960: (1 team, 1-2)

District 3 Playoff, Gastonia, N.C.

THE CITADEL 4, Florida 2
North Carolina 13, THE CITADEL 1
Florida 4, THE CITADEL 1

1961: (1 team, 1-2)

District 3 Playoff, Gastonia, N.C.

Florida State 3, WEST VIRGINIA 1
WEST VIRGINIA 4, Florida State 3
Duke 7, WEST VIRGINIA 3

1962: (1 team, 0-2)

District 3 Playoff, Gastonia, N.C.

Wake Forest 8, WEST VIRGINIA 3
Florida State 6, WEST VIRGINIA 5

1963: (1 team, 1-2)

District 3 Playoff, Gastonia, N.C.

Wake Forest 4, WEST VIRGINIA 3
WEST VIRGINIA 2, Auburn 1
Wake Forest 12, WEST VIRGINIA 8

1964: (1 team, 0-2)

District 3 Playoff, Gastonia, N.C.

Mississippi 11, WEST VIRGINIA 0
East Carolina 6, WEST VIRGINIA 5

1965: (1 team, 2-2)

District 3 Playoff, Gastonia, N.C.

FURMAN 5, Maryland 4
FURMAN 5, Mississippi State 2
Florida State 2, FURMAN 1
Florida State 7; FURMAN 5

1966: (1 team, 0-2)

District 3 Playoff, Gastonia, N.C.

North Carolina 7, EAST CAROLINA 1
Florida State 6, EAST CAROLINA 3

1967: (1 team, 0-2)

District 3 Playoff, Gastonia, N.C.

Auburn 8, WEST VIRGINIA 3
Clemson 5, WEST VIRGINIA 0

1968: (1 team, 1-2)

District 3 Playoff, Gastonia, N.C.

EAST CAROLINA 2, Florida State 1
North Carolina State 7, EAST CAROLINA 5
Florida State 3, EAST CAROLINA 2

1969: (1 team, 0-2)

District 3 Playoff, Gastonia, N.C.

North Carolina 3, FURMAN 0
Virginia Tech 6, FURMAN 3

1970: (1 team, 0-2)

District 3 Playoff, Gastonia, N.C.

Florida State 2, EAST CAROLINA 0
Mississippi State 12, EAST CAROLINA 6

1972: (1 team, 0-2)

District 3 Playoff, Gastonia, N.C.

Virginia 18, RICHMOND 2
Florida State 10, RICHMOND 5

1973: (1 team, 2-2)

District 3 Playoff, Starkville, Miss.

North Carolina State 5, APPALACHIAN STATE 1
APPALACHIAN STATE 2, South Alabama 1
APPALACHIAN STATE 4, North Carolina State 3
Miami (Fla.) 13, APPALACHIAN STATE 5

1974: (1 team, 0-2)

District 3 Playoff, Starkville, Miss.

Vanderbilt 2, EAST CAROLINA 1
South Carolina 5, EAST CAROLINA 1



The Citadel's 1990 squad made a memorable run to the College World Series in Omaha, Neb.

SOCON IN THE NCAA CHAMPIONSHIP

1975: (1 team, 0-2)

Atlantic Regional, Columbia, S.C.
 South Carolina 11, THE CITADEL 3
 North Carolina State 16, THE CITADEL 3

1976: (1 team, 2-2)

Atlantic Regional, Columbia, S.C.
 Clemson 13, FURMAN 2
 FURMAN 5, Virginia Tech 4
 FURMAN 12, South Carolina 1
 Clemson 6, FURMAN 2

1977: (1 team, 0-2)

Atlantic Regional, Columbia, S.C.
 Wake Forest 6, EAST CAROLINA 3
 South Carolina 4, EAST CAROLINA 1

1978: (1 team, 2-2)

Atlantic Regional, Coral Gables, Fla.
 MARSHALL 4, Florida State 0
 MARSHALL 9, Clemson 3
 Miami (Fla.) 6, MARSHALL 0
 Miami (Fla.) 5, MARSHALL 1

1979: (1 team, 0-2)

Atlantic Regional, Coral Gables, Fla.
 Miami (Fla.) 3, THE CITADEL 1
 Georgia Southern 5, THE CITADEL 3

1980: (1 team, 1-2)

Atlantic Regional, Clemson, S.C.
 Clemson 22, ETSU 4
 ETSU 3, Georgia Southern 1
 South Carolina 8, ETSU 5

1981: (1 team, 2-2)

Atlantic Regional, Clemson, S.C.
 Mississippi State 7, ETSU 6
 ETSU 2, Clemson 1
 ETSU 5, Wichita State 4
 Mississippi State 6, ETSU 5

1982: (1 team, 2-2)

East Regional, Columbia, S.C.
 THE CITADEL 9, North Carolina 4
 South Carolina 6, THE CITADEL 4
 THE CITADEL 15, Old Dominion 1
 South Carolina 11, THE CITADEL 2

1983: (1 team, 2-2)

East Regional, Chapel Hill, N.C.
 THE CITADEL 14, Delaware 5
 THE CITADEL 5, North Carolina 3
 James Madison 5, THE CITADEL 2
 Delaware 7, THE CITADEL 1

1984: (1 team, 0-2)


South II Regional, Starkville, Miss.
 New Orleans 1, APPALACHIAN STATE 0
 Eastern Kentucky 10, APPALACHIAN STATE 9

1985: (1 team, 2-2)

East Regional, Columbia, S.C.
 WESTERN CAROLINA 5, Old Dominion 3
 LaSalle 13, WESTERN CAROLINA 12
 WESTERN CAROLINA 9, St. John's 6
 South Carolina 14, WESTERN CAROLINA 3

1986: (2 teams, 0-4)

Atlantic Regional, Coral Gables, Fla.
 Miami (Fla.) 10, WESTERN CAROLINA 8
 Georgia Tech 8, WESTERN CAROLINA 7



Oliver Marmol (center) scored the winning run for College of Charleston in a 5-4, 16-inning win over Notre Dame at the Lexington Regional in 2006.

Midwest Regional, Stillwater, Okla.

Stanford 11, APPALACHIAN STATE 1
 Oklahoma State 23, APPALACHIAN STATE 2

1987: (1 team, 2-2)

Midwest Regional, Starkville, Miss.
 Oklahoma State 6, WESTERN CAROLINA 0
 WESTERN CAROLINA 8, Mississippi State 1
 WESTERN CAROLINA 8, Purdue 7
 Oklahoma State 9, WESTERN CAROLINA 6

1988: (1 team, 0-2)

South Regional, Starkville, Miss.
 Mississippi State 7, WESTERN CAROLINA 4
 Texas A&M 8, WESTERN CAROLINA 6

1989: (1 team, 0-2)

South Regional, Starkville, Miss.
 Mississippi State 8, WESTERN CAROLINA 0
 Indiana State 10, WESTERN CAROLINA 3

1990: (1 team, 5-2)

Atlantic Regional, Coral Gables, Fla.
 THE CITADEL 11, North Carolina State 3
 THE CITADEL 8, East Carolina 5
 THE CITADEL 6, Miami (Fla.) 2
 THE CITADEL 4, Miami (Fla.) 1

College World Series, Omaha, Neb.

LSU 8, THE CITADEL 2
 THE CITADEL 8, Cal State Fullerton 7 (12)
 LSU 6, THE CITADEL 1

1991: (1 team, 1-2)

East Regional, Gainesville, Fla.
 Florida 2, FURMAN 0
 FURMAN 7, Ohio 2
 Missouri 8, FURMAN 4

1992: (1 team, 3-2)

South II Regional, Tallahassee, Fla.
 WESTERN CAROLINA 1, Florida State 0
 WESTERN CAROLINA 14, Kent State 1
 WESTERN CAROLINA 5, Stanford 0
 Florida State 4, WESTERN CAROLINA 3
 Florida State 18, WESTERN CAROLINA 3

1993: (1 team, 1-2)

South Regional, Baton Rouge, La.
 Louisiana State 7, WESTERN CAROLINA 2
 WESTERN CAROLINA 10, Miami (Fla.) 5
 Kent State 8, WESTERN CAROLINA 5

1994: (2 teams, 1-4)

East Regional, Clemson, S.C.
 Notre Dame 5, THE CITADEL 1
 THE CITADEL 4, Virginia Tech 3
 Clemson 5, THE CITADEL 1

Midwest Regional, Knoxville, Tenn.

Tennessee 6, WESTERN CAROLINA 4
 Arizona State 8, WESTERN CAROLINA 6

1995: (1 team, 0-2)

Midwest Regional, Knoxville, Tenn.
 Tennessee 5, THE CITADEL 2
 Pittsburgh 12, THE CITADEL 10

1996: (1 team, 1-2)

Atlantic Regional, Clemson, S.C.
 GEORGIA SOUTHERN 6, Old Dominion 0
 West Virginia 9, GEORGIA SOUTHERN 4
 Tennessee 6, GEORGIA SOUTHERN 1

1997: (1 team, 1-2)

East Regional, Tallahassee, Fla.
 Auburn 11, WESTERN CAROLINA 3
 WESTERN CAROLINA 8, Marist 3
 South Florida 9, WESTERN CAROLINA 4

1998: (1 team, 1-2)

East Regional, Clemson, S.C.
 Clemson 12, THE CITADEL 3
 THE CITADEL 5, Fordham 1
 VCU 3, THE CITADEL 2 (11 inn)

1999: (1 team, 0-2)

Regional, Tallahassee, Fla.
 Florida State 24, THE CITADEL 6
 Providence 12, THE CITADEL 1

SOCON IN THE NCAA CHAMPIONSHIP

2000: (1 team, 0-2)

Regional, Atlanta, Ga.

Georgia Tech 11, GEORGIA SOUTHERN 9
Auburn 11, GEORGIA SOUTHERN 5

2001: (2 teams, 1-4)

Regional, Columbia, S.C.

South Carolina 16, THE CITADEL 0
Princeton 11, THE CITADEL 6

Regional, Athens, Ga.

GEORGIA SOUTHERN 4, Georgia 3
Coastal Carolina 15, GEORGIA SOUTHERN 3
Georgia 10, GEORGIA SOUTHERN 2

2002: (1 team, 1-2)

Regional, Clemson, S.C.

Clemson 15, GEORGIA SOUTHERN 1
GEORGIA SOUTHERN 6, Elon 2
East Carolina 7, GEORGIA SOUTHERN 3

2003: (1 team, 2-2)

Regional, Wilson, N.C.

VCU 6, WESTERN CAROLINA 0
WESTERN CAROLINA 9, Le Moyne 5
WESTERN CAROLINA 2, VCU 0
NC State 6, WESTERN CAROLINA 4 (14)

2004: (2 teams, 3-4)

Regional, Columbia, S.C.

South Carolina 12, THE CITADEL 4
THE CITADEL 10, Coastal Carolina 1
North Carolina 6, THE CITADEL 3

Regional, Baton Rouge, La.

Southern Miss 6, COLLEGE OF CHARLESTON 5
COLLEGE OF CHARLESTON 2, Army 1
COLLEGE OF CHARLESTON 7, Southern Miss 3
LSU 11, COLLEGE OF CHARLESTON 3

2005: (2 teams, 1-4)

Regional, Atlanta, Ga.

Georgia Tech 5, FURMAN 4 (10)
Michigan 6, FURMAN 3

Regional, Clemson, S.C.

COLLEGE OF CHARLESTON 5, Oral Roberts 2
Clemson 6, COLLEGE OF CHARLESTON 0
Oral Roberts 6, COLLEGE OF CHARLESTON 0

2006: (2 teams, 4-4)

Regional, Lexington, Ky.

COLLEGE OF CHARLESTON 5, Notre Dame 4 (16)
COLLEGE OF CHARLESTON 11, Ball State 0
COLLEGE OF CHARLESTON 7, at Kentucky 4

Super Regional, Atlanta, Ga.

Georgia Tech 5, COLLEGE OF CHARLESTON 0
Georgia Tech 12, COLLEGE OF CHARLESTON 3

Regional, Clemson, S.C.

ELON 5, Mississippi State 4
Clemson 13, ELON 3
Mississippi State 12, ELON 3

2007: (2 teams, 2-4)

Regional, Chapel Hill, N.C.

East Carolina 9, WESTERN CAROLINA 8
WESTERN CAROLINA 7, Jacksonville 0
WESTERN CAROLINA 9, East Carolina 5
North Carolina 6, WESTERN CAROLINA 5

Regional, Columbia, S.C.

South Carolina 9, WOFFORD 1
NC State 10, WOFFORD 6

2008: (1 team, 1-2)

Regional, Cary, N.C.

UNC Wilmington 5, ELON 2
ELON 6, Mount St. Mary's 3
UNC Wilmington 15, ELON 11

2009: (2 teams, 1-4)

Regional, Atlanta, Ga.

Southern Miss 17, ELON 15
ELON 4, Georgia State 3
Georgia Tech 8, ELON 4

Regional, Fullerton, Calif.

Gonzaga 19, GEORGIA SOUTHERN 10
Utah 11, GEORGIA SOUTHERN 10

2010: (3 teams, 3-6)

Regional, Columbia, S.C.

THE CITADEL 7, Virginia Tech 2
South Carolina 9, THE CITADEL 4
Virginia Tech 4, THE CITADEL 3

Regional, Myrtle Beach, S.C.

COLLEGE OF CHARLESTON 9, NC State 6
COLLEGE OF CHARLESTON 16, Coastal Carolina 6
Coastal Carolina 8, COLLEGE OF CHARLESTON 7
Coastal Carolina 11, COLLEGE OF CHARLESTON 10 (10)

Regional, Atlanta, Ga.

Alabama 11, ELON 2
Mercer 13, ELON 7

2011: (1 team, 0-2)

Regional, Columbia, S.C.

South Carolina 2, GEORGIA SOUTHERN 1
NC State 5, GEORGIA SOUTHERN 2

2012: (3 teams, 5-6)

Regional, Charlottesville, Va.

APPALACHIAN STATE 5, Oklahoma 4
APPALACHIAN STATE 6, Virginia 5
Oklahoma 14, APPALACHIAN STATE 6
Oklahoma 5, APPALACHIAN STATE 2

Regional, Gainesville, Fla.

Georgia Tech 8, COLLEGE OF CHARLESTON 4
COLLEGE OF CHARLESTON 8, Bethune-Cookman 2
Georgia Tech 3, COLLEGE OF CHARLESTON 0

Regional, Tallahassee, Fla.

*SAMFORD 5, Mississippi State 0
Florida State 8, SAMFORD 1
SAMFORD 3, Mississippi State 2
Florida State 5, SAMFORD 2

* later vacated wins in NCAA Regional

2013: (1 team, 2-2)

Regional, Charlottesville, Va.

ELON 10, UNCW 7
Virginia 2, ELON 0
ELON 6, UNCW 4
Virginia 11, ELON 3

2014: (1 team, 1-2)

Regional, Tallahassee, Fla.

GEORGIA SOUTHERN 7, Florida State 0
Kennesaw State 13, GEORGIA SOUTHERN 5 (11)
Alabama 6, GEORGIA SOUTHERN 0

2015: (1 team, 0-2)

Regional, Tallahassee, Fla.

Florida State 5, MERCER 4 (10)
Auburn 1, MERCER 0

2016: (1 team, 1-2)

Regional, Clemson, S.C.

Clemson 24, WESTERN CAROLINA 10
WESTERN CAROLINA 4, Nebraska 1
Clemson 15, WESTERN CAROLINA 3

2017: (1 team, 1-2)

Regional, Clemson, S.C.

Clemson 5, UNCG 4
UNCG 3, St. John's 1
Clemson 6, UNCG 3

2018: (1 team, 1-2)

Regional, Clemson, S.C.

Samford 7, Florida State 6
Oklahoma 4, Samford 0
Mississippi State 9, Samford 8

OVERALL RECORD: 91-164 (.357)*

* Samford later vacated two wins from 2012

PLAYERS/PITCHERS OF THE WEEK

1989 Players

March 12 Andy Beasley, VMI
 March 19 Matt Raleigh, WCU
 March 26 Gettys Glaze, CIT
 April 2 Johnny McCraw, APP
 April 9 Billy Swails, CIT
 April 16 Steve Hollins, APP
 April 23 Jason Nixon, MAR

1989 Pitchers

March 12 Brad Riley, APP
 March 19 Mike Clark, FUR
 March 26 Paul Menhart, WCU
 April 2 Matt Gore, CIT
 April 9 Pete Palmer, APP
 April 16 Brad Stowell, CIT
 April 23 Jeff Stevens, WCU

1990 Players

March 11 Anthony Jenkins, CIT
 March 18 Grant Brittain, WCU
 March 25 Johnny McCraw, APP
 April 1 Grant Brittain, WCU
 April 8 Grant Brittain, WCU
 April 15 Scott Waugh, APP
 April 22 Kevin Bellomo, WCU

1990 Pitchers

March 11 Richard Shirer, CIT
 March 18 Tom Brodnax, FUR
 March 25 Richard Shirer, CIT
 April 1 Ken Britt, CIT
 April 8 Richard Shirer, CIT
 April 15 Jason Schafer, MAR
 April 22 Johnny Meadows, APP

1991 Players

March 10 Chris Childers, MAR
 March 17 Kevin Bellomo, WCU
 March 24 Todd Raleigh, WCU
 March 31 Shane McComas, MAR
 April 7 Rod Walker, ETSU
 April 14 Johnny McCraw, APP
 April 21 Jason Rhychlick, CIT

1991 Pitchers

March 10 Bill Craig, MAR
 March 17 Phillip Grundy, WCU
 March 24 Dallas Rhinehart, ETSU
 March 31 Brad Stowell, CIT
 April 7 Ken Britt, CIT
 April 14 Hank Kraft, CIT
 April 21 Chris Bellomy, MAR

1992 Players

March 9 Todd Greene, GSU
 March 16 Joey Cox, WCU
 March 23 Jermaine Shuler, CIT
 March 30 Rod Walker, ETSU
 April 6 Rodney Hennon, WCU
 April 13 Nathan Dunn, ETSU
 April 20 Rod Walker, ETSU

1992 Pitchers

March 9 Gettys Glaze, CIT
 March 16 Jim Carragher, GSU
 March 23 Matt Spade, MAR
 March 30 Hank Kraft, CIT
 April 6 Ken Britt, CIT
 April 13 Gettys Glaze, CIT
 April 20 Gettys Glaze, CIT

1993 Players

Feb. 28 Phillip Grundy, WCU
 March 7 Todd Greene, GSU
 March 14 Chris Lemonis, CIT
 March 21 Rodney Hennon, WCU
 March 28 Phillip Grundy, WCU
 April 3 Mike Tidick, WCU
 April 10 Kurt Henzler, MAR
 April 17 Clay Hall, DAV
 April 24 Tim Kerns, DAV

1993 Pitchers

Feb. 28 Ron Buffington, GSU
 March 7 Steve Basch, CIT
 March 14 Clint Fair, GSU
 March 21 Donald Morillo, CIT
 March 28 Paul Thornton, GSU
 April 3 Clint Fair, GSU
 April 10 Mac Chapman, DAV
 April 17 John Price, CIT
 April 24 Jim Carragher, GSU

1994 Players

Feb. 27 Louie Napoleon, VMI
 March 6 Russ Roper, FUR
 March 13 Mac Chapman, DAV
 March 20 Mac Chapman, DAV
 March 27 Roy Hurst, WCU
 April 3 Mike Hooks, ETSU
 April 10 Mike Tidick, WCU
 April 17 Matt Wilson, GSU
 April 24 Mike Hagy, MAR

1994 Pitchers

Feb. 27 Jason Beverlin, WCU
 March 6 Marc Phillips, VMI
 March 13 Rick Paugh, MAR
 March 20 Jason Beverlin, WCU
 March 27 Jay Adams, VMI
 April 3 Tim Roth, GSU
 April 10 Britt Reames, CIT
 April 17 Todd Anderson, ETSU
 April 24 Matt Spade, MAR

1995 Players

Feb. 26 Jody Henson, WCU
 March 5 Tyson Whitley, GSU
 March 12 Jason Andrews, GSU
 March 19 Danny Allard, APP
 March 26 Jody Henson, WCU
 April 2 Brad Edwards, DAV
 April 9 Bo Betchman, CIT
 April 16 Adam Cross, ETSU
 April 23 Dan Martz, FUR

1995 Pitchers

Feb. 26 Dale Pilgrim, WCU
 March 5 William Rushing, GSU
 March 12 Britt Reames, CIT
 March 19 Clark Maxwell, WCU
 March 26 Chris Pollard, DAV
 April 2 Clark Maxwell, WCU
 April 9 Brian Callahan, CIT
 April 16 Mark DiFelice, WCU
 April 23 Jason Crews, APP

1996 Players

Feb. 25 Alex Tolbert, WCU
 March 3 Tommy Peterman, GSU
 March 10 Luke Goodwin, DAV
 March 17 A.J. Polichnowski, ETSU
 March 24 Curt Beerman, CIT
 March 31 Nate Shepperson, VMI
 April 7 Tommy Peterman, GSU
 April 14 Tommy Peterman, GSU
 April 21 Bo Betchman, CIT

1996 Pitchers

Feb. 25 Scott Musgrave, APP
 March 3 Jim Jordan, FUR
 March 10 Jim Jordan, FUR
 March 17 Clark Maxwell, WCU
 March 24 Dan Stutzman, APP
 March 31 Brian Bain, WCU
 April 7 Tod Lee, GSU
 April 14 Brian Rogers, CIT
 April 24 Brian Rogers, CIT

1997 Players

March 3 Michael Holder, GSU
 March 10 Britt Phelps, ETSU
 March 17 Steve Walson, GSU
 March 24 Curt Beerman, CIT
 March 31 Jeremy Bruce, WCU
 April 7 Martin Barrow, WCU
 April 14 Jerry Simmons, CIT
 April 21 Tyson Whitley, GSU

1997 Pitchers

March 3 Mark DiFelice, WCU
 March 10 Tod Lee, GSU
 March 17 Dan Stutzman, APP
 March 24 Tom Martin, CIT
 March 31 Brian Rogers, CIT
 April 7 Jay Adams, VMI
 April 14 Clint Sauls, GSU
 April 21 Ryan Foote, FUR

1998 Players

March 9 Chuck Koone, WCU
 March 16 Charles Thomas, WCU
 March 23 Jerry Simmons, CIT
 March 30 Jody Pollock, GSU
 April 6 Terrence Smalls, CIT
 April 13 Stephen Crater, APP
 April 20 Kenny Vawter, UNCG
 April 27 Phillip Hartig, CIT

1998 Pitchers

March 9 Josh Spradlin, VMI
 March 16 Brian Rogers, CIT
 March 23 Rodney Hancock, CIT
 March 30 Rhett Woehrl, UNCG
 April 6 Lance Surridge, UNCG
 April 13 Izzy Olvera, ETSU
 April 20 Tom Martin, CIT
 April 27 Brian Wiley, CIT

1999 Players

March 1 Dustin Langley, GSU
 March 8 Jody Pollock, GSU
 March 15 Ronny Marmol, CofC
 March 22 Jesse Martin, UNCG
 March 29 Rusty Swackhamer, ETSU
 April 4 Brandon Eierman, ETSU
 April 12 Charles Thomas, WCU
 April 19 Ed Pearson, VMI
 April 26 Rusty Swackhamer, ETSU
 May 3 Eric Johnson, WCU
 May 10 Phillip Hartig, CIT
 May 17 Matt Easterday, GSU

1999 Pitchers

March 1 Wes Self, DAV
 March 8 Brett Lewis, GSU
 March 15 Matt Baber, ETSU
 March 22 Brian Wiley, CIT
 March 29 Travis Parker, CofC
 April 4 Dallas McPherson, CIT
 April 12 Brian Wiley, CIT
 April 19 Brian Wiley, CIT
 April 26 Wes Self, DAV
 May 3 Taft Cable, UNCG
 May 10 Scott Oliver, CofC
 May 17 Rodney Hancock, CIT

2000 Players

Feb. 21 Tim Friend, DAV
 Feb. 28 Phillip Hartig, CIT
 March 6 Dallas McPherson, CIT
 March 13 Jeremy Purcell, UNCG
 Scott Henley, GSU
 March 20 Phillip Hartig, CIT
 March 27 Scott Henley, GSU
 April 3 Chad Boruff, ETSU
 April 10 Stewart Sloan, DAV
 April 17 Matt Easterday, GSU
 April 24 Phillip Hartig, CIT
 May 1 Scott Henley, GSU
 May 8 Kevin Blocker, WOF
 May 17 Chad Boruff, ETSU

2000 Pitchers

Feb. 21 Jared Burton, WCU
 Feb. 28 Taft Cable, UNCG
 March 6 Charles Bobo, WOF
 March 13 Ryan Gordon, UNCG
 March 20 Taft Cable, UNCG
 March 27 David Ray, GSU
 April 3 Matt Baber, ETSU
 April 10 Lucas Hocker, CofC
 April 17 Daniel Wheeler, GSU
 April 24 Kyle Bunn, CIT
 May 1 Ryan Gordon, UNCG
 May 8 George Lehr, WOF
 May 15 T.A. Fulmer, CIT

2001 Players

Feb. 25 Alan Beck, WCU
 March 5 Shane Schumaker, UNCG
 March 12 Derek Norman, FUR
 March 19 Jason Randall, CIT
 Matt Lauderdale, CofC
 March 26 Scott Henley, GSU
 April 2 Donovan Minero, WCU
 April 9 Matt Herring, GSU
 April 16 Jesse Martin, UNCG
 April 23 Chris Catanzaro, VMI
 April 30 Nathan Copeland, ETSU
 May 7 Justin Maderer, FUR
 May 14 Darryl Stephens, GSU

2001 Pitchers

March 5 Wes Self, DAV
 March 12 Matt Rackers, CofC
 March 19 Tate Osterman, WOF
 March 26 Ryan Basner, WCU
 April 2 Toby David, FUR
 April 9 Eric Talbert, CIT
 April 16 Brett Lewis, WCU
 Taft Cable, UNCG
 April 23 Randy Corn, CIT
 April 30 Tom Mastny, FUR
 May 7 Dan Foley, WCU
 May 14 Scooter Michael, UNCG

2002 Players

Feb. 18 Ryan Schade, WCU
 Feb. 25 Rocky Baker, GSU
 March 6 Matt Herring, GSU
 March 11 Tony Carbone, WOF
 Ryan Galligan, UNCG
 March 18 Lee Curtis, CofC
 Donovan Minero, WCU
 March 25 Todd Roper, WCU
 Tim Friend, DAV
 April 2 Donovan Minero, WCU
 April 8 Jason Sarvis, UNCG
 April 15 A.J. Zickgraf, GSU
 April 22 Chris Downard, APP
 April 29 Chris Emond, DAV
 May 6 Donovan Minero, WCU
 May 13 Lee Curtis, CofC
 May 20 Josh Stackley, CIT

2002 Pitchers

Feb. 18 George Lehr, WOF
 Feb. 25 Ryan Gordon, UNCG
 Jared Comstock, GSU
 March 6 Scooter Michael, UNCG
 March 11 Jared Burton, WCU
 March 18 Jay Metzger, UNCG
 March 25 George Lehr, WOF
 April 2 T.A. Fulmer, CIT
 April 8 Kyle Shippett, APP
 April 15 Tim Friend, DAV
 Scooter Michael, UNCG
 April 22 Tom Mastny, FUR
 April 29 Jay Metzger, UNCG
 Raymond Jenkins, CIT
 May 6 Tom Mastny, FUR
 May 13 Dennis Dove, GSU
 May 20 Culley Kline, WOF

PLAYERS/PITCHERS OF THE WEEK

2003 Players

Feb. 26 Jesse Cole, WOF
 March 3 Jon Aughey, CIT
 March 11 Chris Ard, CIT
 March 17 Lee Curtis, CofC
 March 24 Lee Curtis, CofC
 April 1 Caleb Moore, ETSU
 Sam Navarro, DAV
 April 7 Todd Buchanan, WCU
 Alan Beck, WCU
 April 14 Matt Lauderdale, CofC
 April 21 Rod Goldston, WCU
 April 28 Brett Spivey, CofC
 May 6 Alan Beck, WCU
 May 13 Derek Smith, APP
 May 20 Brendan Gilligan, GSU

2003 Pitchers

Feb. 26 Patrick Griffin, FUR
 March 3 Ken Egleton, CIT
 March 11 Chris Mason, UNCG
 March 17 Ryan Basner, WCU
 March 24 Ryan Gordon, UNCG
 April 1 Tom Mastny, FUR
 April 7 Brett Harker, CofC
 April 14 Derrik Wolpert, DAV
 April 21 Reid Price, CofC
 April 28 John Carroll, GSU
 May 6 Scooter Michael, UNCG
 May 13 Tom Mastny, FUR
 May 20 David Mitchell, FUR

2004 Players

Feb. 23 Greg Dowling, GSU
 March 2 Ryan Gordon, UNCG
 March 10 Alex Gary, WCU
 March 15 Chip Cannon, CIT
 March 22 Josh Stackley, CIT
 March 29 Brett Gardner, CofC
 April 5 Brett Anderson, CofC
 April 12 Phillip Coker, CofC
 April 19 Blake Church, ETSU
 April 26 Case Cassidy, FUR
 May 2 Caleb Moore, ETSU
 May 10 Phillip Coker, CofC
 May 17 Jay Heafner, DAV
 James Payne, GSU
 May 24 Andy Howdeshell, ETSU

2004 Pitchers

Feb. 23 Brian Akin, DAV
 March 2 Nick Stames, UNCG
 March 10 Ryan Falcon, UNCG
 March 15 Zach Piccola, CofC
 March 22 Matt Garner, Elon
 March 29 Sam Perry, FUR
 Jarrett Santos, UNCG
 April 5 Ryan Edell, CofC
 April 12 Brian Harrison, GSU
 April 19 Josh Lairsey, GSU
 April 26 Jonathan Ellis, CIT
 May 2 John Carroll, GSU
 May 10 Scott Clark, APP
 May 17 Brian McCullen, WCU
 May 24 Jonathan Ellis, CIT

2005 Players

Feb. 21 Brian Hastings, CofC
 Feb. 28 Caleb Moore, ETSU
 March 7 D.J. Wabik, CofC
 March 14 Jason Hurst, GSU
 March 21 Byron Barber, CofC
 March 28 Brett Gardner, CofC
 April 4 Jay Heafner, DAV
 April 11 Evan Erickson, Elon
 April 18 Caleb Moore, ETSU
 April 25 Blake Church, ETSU
 May 2 Andrew Musashe, DAV
 May 9 A.J. Zickgraf, GSU
 May 16 Chris Ard, CIT
 May 23 Gary Morris, Elon

2005 Pitchers

Feb. 21 Chris Mason, UNCG
 Feb. 28 Nick Chiggas, CofC
 March 7 Patrick Adams, Elon
 March 14 Chris Mason, UNCG
 Brett Harker, CofC
 March 21 Brian Caudill, APP
 March 28 Chris Mason, UNCG
 April 4 Brian Barnes, WCU
 April 11 Lance Cole, Elon
 Jay Heafner, DAV
 Ben Hunter, FUR
 April 18 Kevin Regan, Elon
 April 25 Danny Meszaros, CofC
 May 2 Danny Meszaros, CofC
 May 9 Chris Mason, UNCG
 Dustin Evans, GSU
 May 16 Andy Carter, DAV
 May 23 Griff Beckham, CIT
 Nick Hollstegge, FUR

2006 Players

Feb. 20 Chris Swauger, CIT
 Feb. 27 Greg Dowling, GSU
 March 7 Tony Maccani, FUR
 March 13 Chris Price, Elon
 March 20 Steven Strausbaugh, WCU
 March 27 Trey McDaniel, WCU
 April 3 A.J. Davidiuk, FUR
 April 10 Graham Maiden, CofC
 April 17 A.J. Davidiuk, FUR
 April 24 Case Cassidy, FUR
 May 1 Robert Rodebaugh, Elon
 Guy Welsh, UNCG
 May 8 Robert Rodebaugh, Elon
 May 15 Jermaine Mitchell, UNCG
 May 22 Jonathan Greene, WCU

2006 Pitchers

Feb. 20 Lance Cole, Elon
 Feb. 27 Jay Heafner, DAV
 March 7 Nick Holstegge, FUR
 March 13 Tyler Sexton, WCU
 March 20 Danny Meszaros, CofC
 March 27 Danny Meszaros, CofC
 April 3 Steven Hensley, Elon
 April 10 Steven Hensley, Elon
 April 17 Chad Tilley, Elon
 April 24 Everett Teaford, GSU
 May 1 Patrick Currin, UNCG
 May 8 Greg Holland, WCU
 May 15 Nick Chiggas, CofC
 May 22 Justin Smith, CIT

2007 Players

Feb. 19 Zach Brown, CIT
 Feb. 26 Kenny Smith, WCU
 March 5 David Rubinstein, APP
 March 12 John Ingram, WCU
 March 19 Matt Webb, DAV
 March 26 Alex Garabedian, CofC
 April 2 Barrett Shaft, WCU
 April 9 Richard Jones, CIT
 April 16 Chase Austin, Elon
 April 23 Alex Garabedian, CofC
 April 30 Mike Economos, GSU
 May 7 Brandon Waring, WOF
 May 14 Kenny Smith, WCU
 May 21 Wes Hobson, APP

2007 Pitchers

Feb. 19 Garrett Sherrill, APP
 Feb. 26 Ben Austin, WOF
 March 5 Justin Smith, CIT
 March 12 Jeff Beliveau, CofC
 March 19 Will Romanowicz, Elon
 March 26 Jay Jackson, FUR
 April 2 Ryan Falcon, UNCG
 Steven Hensley, Elon
 Zach Booker, Elon
 April 9 Matt Crim, CIT
 April 16 Greg Holland, WCU
 April 23 Chris Masters, WCU
 April 30 Tyler Sexton, WCU
 May 7 Nicholas Karow, FUR
 May 14 Matt Klinker, FUR

2008 Players

Feb. 25 Michael Harrington, CofC
 March 3 Corey Overholtzer, UNCG
 March 10 Ricky Orton, UNCG
 March 17 Chris Shehan, GSU
 March 24 Chris Shehan, GSU
 March 31 Greg Feltes, UNCG
 April 7 Cory Harrilchak, Elon
 April 14 Joey Rodgers, FUR
 April 21 Brandon Sizemore, CofC
 April 28 Ty Wright, GSU
 May 5 Ricky Orton, UNCG
 May 12 Michael Harrington, CofC
 May 19 Jeremie Tice, CofC

2008 Pitchers

Feb. 25 Asher Wojciechowski, CIT
 March 3 Jay Jackson, FUR
 Matt Reifsnider, CIT
 March 10 Jimmy Reyes, Elon
 March 17 Matt Crim, CIT
 March 24 Chip Hunt, WOF
 March 31 Chris Masters, WCU
 April 7 Nick Karow, FUR
 April 14 Wes Wrenn, CIT
 April 21 Jay Jackson, FUR
 Chris Masters, WCU
 April 28 Jesse Simpson, CofC
 May 5 Chris Masters, WCU
 May 12 Matt Andress, APP
 May 19 Spencer Hale, FUR

2009 Players

Feb. 23 Joash Brodin, CofC
 March 2 Justin Hilt, Elon
 March 9 Griffin Benedict, GSU
 March 16 Richard Jones, CIT
 March 23 Stephen Notaro, WCU
 March 30 Mike Melillo, Elon
 Cole Rakar, CofC
 April 6 Chris McGuinness, CIT
 April 13 Bennett Davis, Elon
 April 20 Pat Irvine, Elon
 April 27 Dallas Tarleton, Elon
 May 4 Matt Mansilla, CofC
 May 11 Joey Bergman, CofC
 May 18 A.J. Wirnsberger, GSU

2009 Pitchers

Feb. 23 Zach Garrett, CIT
 March 2 Daniel Ottone, WCU
 March 9 David Peterson, CofC
 March 16 Jesse Simpson, CofC
 March 23 Chris Masters, WCU
 March 30 Drew Mahaffey, CIT
 April 6 Jimmy Reyes, Elon
 April 13 Corey Martin, WCU
 April 20 Chris Mederos, GSU
 April 27 Mike Frongello, DAV
 May 4 Chris Masters, WCU
 May 11 David Peterson, CofC
 May 18 Matt Crim, CIT

2010 Players

Feb. 22 Corey Overholtzer, UNCG
 March 1 Andrew Barna, DAV
 March 8 Will Owens, FUR
 March 15 David Schulze, SAM
 March 22 Rob Kral, CofC
 March 29 Ryan Adams, Elon
 April 5 Mike Melillo, Elon
 April 12 Tyler Kirkpatrick, WCU
 April 19 Matt Leeds, CofC
 April 26 Wes Hobson, APP
 May 3 Rob Kral, CofC
 May 10 Mac Doyle, WOF
 May 17 Kyle Blackburn, GSU
 May 24 Justin Mackert, CIT

2010 Pitchers

Feb. 22 Asher Wojciechowski, CIT
 March 1 Matt Andress, APP
 March 8 Jason Sullivan, WCU
 March 15 Asher Wojciechowski, CIT
 March 22 Kevin Decker, CofC
 March 29 Andy Moyer, GSU
 April 5 Nathan Hyatt, APP
 April 12 Andy Moyer, GSU
 Chris Patterson, APP
 April 19 Jimmy Reyes, Elon
 April 26 Matt Talley, CIT
 May 3 Matt Murray, GSU
 May 10 Josh Martin, SAM
 May 17 Matt Talley, CIT
 May 24 Ken Ferrer, Elon

2011 Players

Feb. 21 Ross Heffley, WCU
 Feb. 28 Steve Cochrane, GSU
 March 7 Neal Pritchard, Elon
 March 14 Mac Doyle, WOF
 March 21 Saxon Butler, SAM
 March 28 Mac Doyle, WOF
 April 4 Victor Roache, GSU
 April 11 Daniel Aldrich, CofC
 April 18 Victor Roache, GSU
 April 25 Stephen Notaro, WCU
 May 2 Matt Leeds, CofC
 Sebastian Gomez, Elon
 Preston Troutman, APP
 May 9 Cody Walker, UNCG
 May 16 Ross Heffley, WCU

2011 Pitchers

Feb. 21 Tyler Wardo, FUR
 Feb. 28 Lawrence Pardo, APP
 March 7 Chris Lamb, DAV
 March 14 Chris Beck, GSU
 March 21 Dylan Cole, FUR
 March 28 Lex Rutledge, SAM
 April 4 Ryan Arrowood, APP
 April 11 Nathan Hyatt, APP
 April 18 Ryan Arrowood, APP
 Logan Cribb, CIT
 April 25 Taylor Miller, APP
 May 2 Thomas Girdwood, Elon
 May 9 Cash Collins, WOF
 May 16 Warren Slack, UNCG
 May 23 Bobby Lyne, FUR

2012 Players

Feb. 20 Saxon Butler, SAM
 Feb. 27 Thomas Troelstrup, UNCG
 March 5 Will Owens, FUR
 March 12 Ross Heffley, WCU
 March 19 Will Callaway, APP
 March 26 Brandon Murray, CofC
 April 2 Alex Swim, Elon
 April 9 Paul Nitto, FUR
 April 16 Bradley Goodson, CofC
 April 23 Tyler Tewell, APP
 April 30 Daniel Aldrich, CofC
 Saxon Butler, SAM
 May 7 Phillip Ervin, SAM
 May 14 Daniel Aldrich, CofC
 May 21 Saxon Butler, SAM

2012 Pitchers

Feb. 20 Eric Eck, WOF
 Feb. 27 Ryan Arrowood, APP
 March 5 Ryan West, CofC
 March 12 Josh Martin, SAM
 March 19 Dylan Clark, Elon
 March 26 Seth Grant, APP
 April 2 Chris Beck, GSU
 April 9 Brandon Yarusi, WOF
 April 16 Henry Sisson, DAV
 April 23 Cash Collins, WOF
 April 30 Spencer Medick, Elon
 May 7 Stephen Gary, FUR
 May 14 Jordan Smith, WCU
 May 21 Cash Collins, WOF

PLAYERS/PITCHERS OF THE WEEK

2013 Players

Feb. 18 Tommy Corbin, SAM
 Feb. 25 Josh Hyman, WOF
 March 4 Drew DeKerlegand, CIT
 March 11 Tyler White, WCU
 March 18 Bo Thompson, CIT
 March 25 C.K. Irby, SAM
 April 1 Cambric Moye, UNCG
 April 8 Ryan Kinsella, Elon
 April 15 Brandon Murray, CofC
 April 22 Adam Martin, WCU
 April 29 Johnathan Stokes, CIT
 May 6 Greg Harrison, FUR
 May 13 Noah Holmes, APP
 May 21 Tyler Griffin, CIT

2013 Pitchers

Feb. 18 Jamie Nunn, APP
 Feb. 25 Adam Curtis, WCU
 March 4 C.K. Irby, SAM
 March 11 Nate Smith, FUR
 March 18 Kyle Webb, Elon
 March 25 C.K. Irby, SAM
 April 1 Sam Agnew-Wieland, APP
 April 8 Sam Agnew-Wieland, APP
 April 15 Brandon Yarusi, WOF
 April 22 Jeremy Null, WCU
 April 29 Austin Pritcher, CIT
 May 6 Matt Pegler, CofC
 May 13 Austin Pritcher, CIT
 May 21 Nick Neitzel, DAV

2014 Players

Feb. 17 Heath Quinn, SAM
 Feb. 24 Stryker Brown, GSU
 March 3 Aaron Mizell, GSU
 March 10 Forrest Brandt, DAV
 March 17 Adam Martin, WCU
 March 24 Jordan McDonald, UNCG
 March 31 Tyler Filliben, SAM
 April 7 Dillon Dobson, APP
 April 14 Matt Brill, APP
 April 21 Bradley Strong, WCU
 April 28 Hunter King, UNCG
 May 5 Jacob Hoyle, WCU
 May 12 Jordan Simpson, FUR
 May 19 Tyler Zupcic, APP

2014 Pitchers

Feb. 17 Jeremy Null, WCU
 Feb. 24 Jake Stalzer, Elon
 March 3 Jake Stalzer, Elon
 March 10 Lucas Bakker, Elon
 March 17 Lucas Bakker, Elon
 March 24 Ryan Frederick, GSU
 March 31 Jeremy Null, WCU
 April 7 Josh Wirsu, GSU
 April 14 Tyler Frazier, UNCG
 April 21 Parker Curry, SAM
 April 28 Danny Mooney, DAV
 May 5 Jacques de Gruy, FUR
 May 12 Sam Howard, GSU
 May 19 Jeremy Null, WCU

2015 Players

Feb. 16 Trey York, ETSU
 Feb. 23 Damon Waller, SAM
 March 2 Trey York, ETSU
 March 9 Zac MacAneny, UNCG
 March 16 Kevin Phillips, ETSU
 March 23 Kyle Lewis, MER
 March 30 Austin Edens, SAM
 April 6 Conor Clancey, WOF
 April 13 Matt Smith, WCU
 April 20 Austin Edens, SAM
 April 27 James Plaisted, WOF
 May 4 Kyle Lewis, MER
 May 11 Conor Clancey, WOF
 May 18 Hagen Owenby, ETSU

2015 Pitchers

Feb. 16 B.J. Nobles, WCU
 Feb. 23 Ryan Askew, MER
 March 2 Adam Scott, WOF
 March 9 Eric Nyquist, MER
 March 16 Luke Leftwich, WOF
 March 23 Eric Nyquist, MER
 March 30 Grant Papelian, MER
 April 6 James Reeves, CIT
 April 13 Grant Schuermann, FUR
 April 20 Ryan Clark, UNCG
 April 27 Matthew Quarles, FUR
 May 4 Chad Sykes, UNCG
 May 11 James Reeves, CIT
 May 18 Jimmy Nessel, ETSU

2016 Players

Feb. 22 Heath Quinn, SAM
 Feb. 29 Heath Quinn, SAM
 March 7 Kyle Lewis, MER
 March 14 Peyton Maddox, VMI
 March 21 Bryson Bowman, WCU
 March 28 Kramer Ferrell, WCU
 April 4 Carter Grote, FUR
 April 11 Kramer Ferrell, WCU
 April 18 L.J. Kalawaia, UNCG
 April 25 Alex Lee, SAM
 May 2 Hagen Owenby, ETSU
 May 9 Deon Sanders, FUR
 May 16 Andrew Bullock, WCU
 May 22 Hunter Swilling, SAM

2016 Pitchers

Feb. 22 JP Sears, CIT
 Feb. 29 Ryan Askew, MER
 March 7 Josh Winder, VMI
 March 14 Matthew Milburn, WOF
 March 21 Tristan Baker, WCU
 March 28 JP Sears, CIT
 April 4 Andrew Wantz, UNCG
 April 11 Parker Curry, SAM
 April 18 Matt Frisbee, UNCG
 April 25 Bryan Sammons, WCU
 May 2 Elliot Lance, WOF
 May 9 Will Gaddis, FUR
 May 16 Adam Scott, WOF
 May 22 Will Gaddis, FUR

2017 Players

Feb. 20 Chris Cook, ETSU
 Feb. 27 Charlie Madden, MER
 March 6 Will Malbon, VMI
 March 13 Austin Embler, UNCG
 March 20 JT Thomas, MER
 March 27 Charlie Madden, MER
 April 3 Bryson Bowman, WCU
 April 10 Taylor Garris, SAM
 April 17 JT Thomas, MER
 April 24 Matt Smith, WCU
 May 1 Carson Waln, WOF
 May 8 Tyler Sharp, VMI
 May 15 Ryan Hagan, MER
 May 21 Hagen Owenby, ETSU

2017 Pitchers

Feb. 20 Matt Frisbee, UNCG
 Feb. 27 JP Sears, CIT
 March 6 Adam Scott, WOF
 March 13 Bryan Sammons, WCU
 March 20 Blake Smith, ETSU
 March 27 JP Sears, CIT
 April 3 Josh Winder, VMI
 April 10 Ryan Askew, MER
 April 17 Matthew Quarles, FUR
 April 24 Robert Broom, MER
 May 1 Stephen Jones, SAM
 May 8 JP Sears, CIT
 May 15 Will Gaddis, FUR
 May 21 Mikhail Cazenave, SAM

2018 Players

Feb. 19 Jake Crawford, FUR
 Feb. 26 Matt Dunlevy, VMI
 March 5 Matt Pita, VMI
 March 12 Cesar Trejo, UNCG
 March 19 Trey Truitt, MER
 March 26 Caleb Webster, UNCG
 April 2 Jackson Ware, MER
 April 9 Jared Mihalik, FUR
 April 16 Matt Pita, VMI
 April 23 Caleb Webster, UNCG
 April 30 Tripp Shelton, UNCG
 May 7 Brooks Carlson, SAM
 May 14 Spencer Holcomb, WCU
 May 20 Matt Pita, VMI

2018 Pitchers

Feb. 19 Micah Kaczor, ETSU
 Feb. 26 Samuel Strickland, SAM
 March 5 Samuel Strickland, SAM
 March 12 Jack Maynard, UNCG
 March 19 Adam Scott, WOF
 March 26 Jordan Buster, CIT
 April 2 Dylan Spence, CIT
 April 9 Samuel Strickland, SAM
 April 16 Jake Hershman, WOF
 April 23 Adam Scott, WOF
 April 30 Adam Scott, WOF
 May 7 Chase Walter, WCU
 May 14 Samuel Strickland, SAM
 May 20 Ryan Simpler, ETSU

PLAYER AND PITCHER OF THE WEEK TOTALS

	Player	Pitcher	Total
The Citadel	36	69	105
Western Carolina	62	43	105
Georgia Southern*	43	32	75
College of Charleston*	37	22	59
UNCG	27	34	61
Furman	19	36	55
Appalachian State*	19	25	44
Elon*	18	23	41
ETSU	28	9	37
Wofford	12	24	36
Davidson*	17	16	33
Samford	19	13	32
VMI	12	6	18
Mercer	10	7	17
Marshall*	5	6	11

* Former member

Repeat Weekly Award Winners

Player

5 times
 Phillip Hartig, CIT (1998-2000)

4 times
 Scott Henley, GSU (2000-01)
 Donovan Minero, WCU (2001-02)
 Lee Curtis, CofC (2002-03)
 Caleb Moore, ETSU (2003-05)
 Saxon Butler, SAM (2011-12)

3 times
 Johnny McCraw, APP (1989-91)
 Grant Brittain, WCU (1990)
 Rod Walker, ETSU (1991-92)
 Tommy Peterman, GSU (1996)
 Alan Beck, WCU (2001-03)
 Mac Doyle, WOF (2010-11)
 Daniel Aldrich, CofC (2011-12)
 Ross Heffley, WCU (2011-12)
 Heath Quinn, SAM (2014-16)
 Kyle Lewis, MER (2015-16)
 Hagen Owenby, ETSU (2015-17)
 Matt Pita, VMI (2018)

Pitcher

6 times
 Chris Masters, WCU (2007-09)

5 times
 Tom Mastny, FUR (2001-03)
 Chris Mason, UNCG (2003-05)
 JP Sears, CIT (2016-17)

4 times
 Brian Rogers, CIT (1996-98)
 Brian Wiley, CIT (1998-99)
 Taft Cable, UNCG (1999-2001)
 Ryan Gordon, UNCG (2000-03)
 Scooter Michael, UNCG (2001-03)
 Jeremy Null, WCU (2013-14)
 Samuel Strickland, SAM (2018)
 Adam Scott, WOF (2017-18)

3 times

Richard Shirer, CIT (1990)
 Ken Britt, CIT (1990-92)
 Gettys Glaze, CIT (1992)
 Chris Maxwell, WCU (1995-96)
 Wes Self, DAV (1999-2001)
 George Lehr, WOF (2000-02)
 Danny Meszaros, CofC (2005-06)
 Steven Hensley, Elon (2006-07)
 Jay Jackson, FUR (2007-08)
 Matt Crim, CIT (2007-09)
 Asher Wojciechowski, CIT (2008-10)
 Jimmy Reyes, Elon (2008-10)
 Ryan Arrowood, APP (2011-12)
 Cash Collins, WOF (2011-12)
 Adam Scott, WOF (2015-17)
 Ryan Askew, MER (2015-17)
 Will Gaddis, FUR (2016-17)

PLAYERS/PITCHERS OF THE MONTH

Player Ryan Gordon, UNCG Byron Barber, CofC David Dufour, WOF	2004 February March April	Pitcher Lance Cole, Elon Jarrett Santos, UNCG Ryan Falcon, UNCG	Player Cesar Trejo, UNCG Trey Truitt, MER Collin Fleischer, VMI Brooks Carlson, SAM	2018 February March April May	Pitcher Andrew Wantz, UNCG Robert Broom, MER Adam Scott, WOF Wyatt Burns, SAM
Player Evan Erickson, Elon D.J. Wabick, CofC Jay Heafner, DAV Chris Campbell, CofC	2005 February March April	Pitcher Charles Vartanian, WOF Brett Harker, CofC Kevin Regan, Elon			
Player Greg Dowling, GSU Blake Murphy, WCU Robert Rodebaugh, Elon A.J. Daviduik, FUR Jermaine Mitchell, UNCG	2006 February March April May	Pitcher Lance Cole, Elon Danny Meszaros, CofC Steven Hensley, Elon Chad Tilley, Elon			
Player David Rubenstein, APP Kenny Smith, WCU Ben Lasater, CofC Brandon Waring, WOF	2007 February March April May	Pitcher Garrett Sherrill, APP Steven Hensley, Elon Nick Chigges, CofC Drew Saberhagen, WCU			
Player Shane Kirkley, WOF Chris Shehan, GSU Ty Wright, GSU Jeremie Tice, CofC	2008 February March April May	Pitcher Steven Hensley, Elon Steven Hensley, Elon Jay Jackson, FUR Jesse Lewter, Elon			
Player Joash Brodin, CofC Joey Bergman, CofC Isaac Harrow, APP A.J. Wirnsberger, GSU	2009 February March April May	Pitcher Garrett Ozar, WCU Drew Mahaffey, CIT Zach Quate, APP Chris Mederos, GSU			
Player Andrew Barna, DAV David Schulze, SAM Wes Hobson, APP Kyle Behrendt, WOF Justin Mackert, CIT	2010 February March April May	Pitcher Matt Andress, APP Jake Brown, GSU Chris Patterson, APP Jimmy Reyes, Elon			
Player Matt Leeds, CofC Eric Phillips, GSU Victor Roache, GSU Victor Roache, GSU	2011 February March April May	Pitcher Austin Pritcher, CIT Lex Rutledge, SAM Ryan Arrowood, APP Jake Zokan, CofC			
Player Saxon Butler, SAM Daniel Kassouf, APP Marty Gantt, CofC Brandon Miller, SAM	2012 February March April May	Pitcher Rob Marcelllo, APP Seth Grant, APP Ryan Arrowood, APP Josh Martin, SAM			
Player Tyler Griffin, CIT Gunnar Heidt, CofC Will Callaway, APP Joe Jackson, CIT	2013 February March April May	Pitcher Austin Pritcher, CIT Spencer Medick, Elon Austin Pritcher, CIT Tyler Moore, APP			
Player Stryker Brown, GSU Adam Martin, WCU Hunter King, UNCG Drew McWhorter, SAM	2014 February March April May	Pitcher Jeremy Null, WCU Lucas Bakker, Elon Jordan Smith, WCU Sam Howard, GSU			
Player Trey York, ETSU Kyle Lewis, MER Alex Lee, SAM Charlie Madden, MER	2015 February March April May	Pitcher Will Stillman, WOF Ryan Clark, UNCG Morgan Pittman, MER Eric Nyquist, MER			
Player Heath Quinn, SAM Kyle Lewis, MER Austin Edens, SAM Hagen Owenby, ETSU	2016 February March April May	Pitcher Will Stillman, WOF Chad Sykes, UNCG Elliot Lance, WOF Will Gaddis, FUR			
Player Danny Edgeworth, MER Caleb Webster, UNCG Bryson Bowman, WCU Cameron Whitehead, FUR	2017 February March April May	Pitcher Matt Frisbee, UNCG JP Sears, CIT Robert Broom, MER Will Gaddis, FUR			



UNCG's Ryan Gordon was the first SoCon player of the month in February 2004.

PLAYER AND PITCHER OF THE MONTH TOTALS

	Player	Pitcher	Total
Appalachian State*	5	9	14
College of Charleston*	10	4	14
Elon*	2	12	14
Georgia Southern*	8	3	11
UNCG	4	5	9
Samford	7	2	9
The Citadel	3	5	8
Western Carolina	4	4	8
Wofford	4	4	8
Mercer	4	3	7
Furman	2	3	5
Davidson*	2	0	2
ETSU	2	0	2

* Former member

Repeat Monthly Award Winners

Player

2 times
Victor Roach, GSU (2011)
Kyle Lewis, MER (2015-16)

Pitcher

4 times
Steven Hensley, Elon (2006-08)

3 times
Austin Pritcher, CIT (2011-13)

2 times
Lance Cole, Elon (2004-06)
Ryan Arrowood, APP (2011-12)
Will Stillman, WOF (2015-16)
Will Gaddis, FUR (2016-17)

Elon's Steven Hensley was honored a record four times as pitcher of the month.



ALL-CONFERENCE TEAMS

COACHES' SELECTIONS UNLESS OTHERWISE NOTED

1960

P Dick Almes, CIT
 P Charlie Revere, UR
 C Chuck Boone, UR
 1B Dick Jones, CIT
 2B Paul Popovich, WVU
 SS Alan Cole, UR
 3B Howard Mikytuck, CIT
 OF Tom Clary, CIT
 OF Joe Gedro, VMI
 OF Dickie Snead, VT

1961

P Lee Melear, VT
 P Tom Shafer, WVU
 C Tony Carmighani, FUR
 1B Dick Jones, CIT
 2B Eddie Hite, VT
 SS Weldon Eddins, VMI
 3B Phil Chewning, FUR
 OF Jerry Buchanan, CIT
 OF Larry Abbott, FUR
 OF Tom Booker, UR

1962

P Frank Griffith, UR
 P Tom Shafer, WVU
 C Gil Minor, VMI
 1B Mel Rideout, UR
 2B Joe Hatalla, WVU
 SS Tom Stepp, WVU
 3B Bill Whaley, CIT
 OF Bill Pashe, GWU
 OF Bobby Stewart, UR
 OF Jim Procopio, WVU

1963

P Lee Melear, VT
 P Joe Jeran, WVU
 C Jim Procopio, WVU
 1B Steve Berzansky, WVU
 2B Joe Hatalla, WVU
 SS Donnie White, VMI
 3B Al McNamee, UR
 OF Bobby Stewart, UR
 OF Dave Blake, VT
 OF Tom Green, VT

1964

P Percy Sensabaugh, VMI
 P John Radosevich, WVU
 C Don Douglas, UR
 1B Steve Berzansky, WVU
 2B Charles Jennings, FUR
 SS Donnie White, VMI
 3B Ingram Haley, FUR
 OF Rick Smyre, DAV
 OF Mike Holloran, GWU
 OF Bill Marovic, WVU

1965

P Percy Sensabaugh, VMI
 P John Radosevich, WVU
 C Ron Renner, WVU
 1B Phil King, FUR
 2B Richie Sharff, UR
 SS Jim Hyder, DAV
 3B Pete Britton, UR
 OF Tom Porter, CIT
 OF Mike Holloran, GWU
 OF Don Hetzel, WVU

1966

P Jim Raynor, ECU
 P Vaughn Kovach, WVU
 C Richard Narron, ECU
 1B Jim Clay, WVU
 2B Richie Sharff, UR
 SS Frank Jenness, UR
 3B Tim Hill, GWU
 OF Wayne Britton, ECU
 OF Ed Thorne, ECU
 OF Mike Holloran, GWU

1967

P Dennis Burke, ECU
 P Dick Balderson, UR
 P Jerry Meadows, WVU
 C Richard Narron, ECU
 1B Tom Green, UR
 2B Lynn Smith, ECU
 SS Joe Lalli, GWU
 3B Bob Beaham, WVU
 OF Jim Snyder, ECU
 OF Tom Parke, WVU
 OF Chuck Albertson, W&M

1968

P Hank Bunnell, GWU
 P Denny Taylor, WVU
 C Eric Spink, GWU
 1B Jerry Blackwell, CIT
 2B Choppy Morris, CIT
 SS Mike Ross, CIT
 3B Steve Kennedy, UR
 OF Gordon Slade, DAV
 OF Jimmy Snyder, ECU
 OF John Medlin, W&M

1969

P Tom Harrison, FUR
 P Hank Bunnell, GWU
 C Buster Holland, CIT
 1B John Campbell, FUR
 2B J.C. Hanks, VMI
 3B Tim White, VMI
 SS Mike Ross, CIT
 3B Marvin Haley, FUR
 OF Gordon Slade, DAV
 OF Carey Anderson, ECU
 OF Rich Richardson, W&M

1970

P Ron Hastings, ECU
 P Hank Bunnell, GWU
 C Stan Sneed, ECU
 1B Tom Bondurant, UR
 2B Dennis Vick, ECU
 SS Bob Dennis, GWU
 3B Jerry Wise, CIT
 OF John Bledsoe, CIT
 OF Gordon Slade, DAV
 OF Bubba Hooker, W&M

1971

P Doug Pounder, CIT
 P John Katona, FUR
 C Harold Wilkerson, DAV
 Stan Sneed, ECU
 1B Tom Bondurant, UR
 2B Dick Corrada, ECU
 SS Reggie Dunnivant, UR
 3B Jerry Wise, CIT
 OF Mike Aldridge, ECU
 OF Neil Eichelberger, FUR
 OF Bruce Wright, UR

1972

P Ray Yeoman, CIT
 P John Katona, FUR
 C Paul Plunkett, CIT
 1B Ron Sanders, CIT
 2B Marshall Owen, UR
 SS Reggie Dunnivant, UR
 3B Ralph Lamm, ECU
 OF George Weicker, DAV
 OF Les Keenan, UR
 OF Jeff Steckroth, W&M

1973

P Tommy Toms, ECU
 P Roger Hatcher, UR
 C Bill Harris, W&M
 1B Steve Anspaugh, APP
 2B Marshall Owen, UR
 SS Mike Ramsey, APP
 3B Frank Dziadul, APP
 OF Robbie Williams, APP
 OF Steve Arrington, CIT
 OF Mike Hogan, ECU

1974

P Dave LaRussa, ECU
 P Todd Brenizer, FUR
 C Mark Rodgman, DAV
 1B Ron Staggs, ECU
 2B Ken Feaster, CIT
 SS Mike Ramsey, APP
 3B Steve Becker, W&M
 OF Steve Anspaugh, APP
 OF Mike Hogan, ECU
 OF Charlie Talley, UR

1975

P Hank Welch, CIT
 P Jeff Boteler, UR
 P Joel Tew, DAV
 C Mark Hodgman, DAV
 1B George Weicker, DAV
 2B Bob Mitchell, UR
 SS Mike Ramsey, APP
 3B Steve Becker, W&M
 OF Gene Dotson, CIT
 OF Paul Martin, CIT
 OF Randy Howell, FUR
 DH Billy Wieters, CIT

1976

P Chris Mensing, FUR
 P Renie Martin, UR
 C John Nichols, FUR
 1B Richard Wieters, CIT
 2B Steve Bryant, ECU
 SS Kevin Harvey, UR
 3B Randy Ingram, APP
 OF Paul Martin, CIT
 OF Joe Roenker, ECU
 OF Randy Howell, FUR
 DH Russell Lee, FUR

1977

P Richard Wieters, CIT
 P Mickey Britt, ECU
 P Pete Conaty, ECU
 C Bob Lapple, DAV
 John Rulli, MAR
 Kelly Lombard, VMI
 1B Sonny Wooten, ECU
 2B Chris Plemmons, APP
 SS Wayne Tolleson, WCU
 3B Randy Ingram, APP
 OF Eddie Gates, ECU
 OF Randy Howell, FUR
 OF Everette Smith, FUR
 OF Dave McElhaney, W&M
 DH Keith Ebersole, WCU

1978

P Mike Pendleton, CIT
 P Martin Rivera, CIT
 C Bob Lapple, DAV
 1B Ronnie Brower, APP
 2B Chris Plemmons, APP
 SS Wayne Tolleson, WCU
 3B Randy Ingram, APP
 OF Joey Moffitt, APP
 OF Randy Rosiek, MAR
 OF John Baker, UTC
 DH Keith Ebersole, WCU

1979

P Frank Galloway, CIT
 P Mike Pendleton, CIT
 C Bob Lapple, DAV
 1B Harry Severino, MAR
 2B Bob Roma, FUR
 SS Randy Ingle, APP
 3B Gary Robinette, ETSU
 OF John Porter, DAV
 OF Jeff Coppinger, UTC
 OF Willie Carpenter, WCU
 DH John Baker, UTC

1980

P Mike Pendleton, CIT
 P Jeff Andrews, ETSU
 C Mel Williamson, CIT
 Tom Alesio, FUR
 Phil Hubbard, VMI
 1B Don Ingle, WCU
 2B Ken Sholl, UTC
 SS Dave Cardwell, ETSU
 3B Gary Robinette, ETSU
 OF John Porter, DAV
 OF Joey Moffitt, APP
 OF Bryan Snyder, ETSU
 OF Willie Carpenter, WCU
 DH Greg Hill, MAR

1981

P Jeff Barkley, CIT
 P Mike Sullivan, MAR
 C Philip Gordon, DAV
 Greg Hill, MAR
 1B John Barlowe, APP
 2B Tom Sams, APP
 SS Mike Knox, CIT
 3B Chris Hust, ETSU
 OF Tony Martin, ETSU
 OF Bryan Snyder, ETSU
 OF Mel Kinsey, WCU
 DH Robbie Peele, APP

1982

P Kirk Bailey, APP
 P Jeff Barkley, CIT
 C Phil Hubbard, VMI
 2B B.J. Hinson, ETSU
 SS Mike Knox, CIT
 3B Todd Sager, MAR
 OF Wayne Dannenberg, ETSU
 OF Marcus Velazquez, ETSU
 OF Terry Smith, FUR
 DH Pete Camelo, APP

1983

P Mike Cherry, CIT
 P Bryan Augsburger, VMI
 C Greg Johnson, WCU
 1B Charlie Fonville, WCU
 2B Mike Nipper, ETSU
 SS Greg Hill, MAR
 3B Todd Sager, MAR
 OF Robbie Peele, APP
 OF Tony Martin, ETSU
 OF David Hill, WCU
 DH Alan Hurt, CIT

1984

P Pete Hardee, APP
 P Scott Gay, WCU
 C Rock Hurst, FUR
 1B Charlie Fonville, WCU
 2B Jamie Harris, APP
 SS Tim Jones, CIT
 3B Todd Sager, MAR
 OF Tony Welborn, APP
 OF Lee Glaze, CIT
 OF Fred Hailey, WCU
 DH Kent Alexander, APP

ALL-CONFERENCE TEAMS

1985

North Division

P Rich Bosley, APP
 P J.D. McKinney, MAR
 C Brad Long, APP
 1B Greg Weddle, VMI
 2B Marc Hodges, APP
 SS Chris Finwood, VMI
 3B Lawrence Sluder, APP
 OF Tony Welborn, APP
 OF Chip Cook, MAR
 OF Terry Thompson, MAR
 DH Lee James, APP

South Division

P Mike Montei, CIT
 P Scott Gay, WCU
 C Rock Hurst, FUR
 1B David Hyatt, WCU
 2B Keith Helfant, DAV
 SS Tim Jones, CIT
 3B David Turgeon, DAV
 OF Bill Masse, DAV
 OF Mike Carson, WCU
 OF Fred Hailey, WCU
 DH Skip Nelloms, WCU

1986

North Division

P Kevin Simmons, APP
 P Len Stratton, APP
 C Brad Long, APP
 1B Greg Weddle, VMI
 2B Gary Sibyan, VMI
 SS Scott Church, ETSU
 3B Jeff Barr, ETSU
 OF Andre Crawford, APP
 OF Ed Dubiel, APP
 OF Billy Patton, ETSU
 DH Mike Rambo, ETSU

South Division

P Mike Montei, CIT
 P Steve Condon, DAV
 C Dan Simonds, DAV
 1B Rick Hardwick, CIT
 2B Keith Helfant, DAV
 SS Alan Lewis, DAV
 3B David Turgeon, DAV
 OF Lee Glaze, CIT
 OF Mike Carson, WCU
 OF Fred Hailey, WCU
 DH Pat Riley, WCU

1987

North Division

P Len Stratton, APP
 P Mike Prince, ETSU
 C Brad Long, APP
 1B Tommy Green, APP
 2B Gary Sibyan, VMI
 SS Chris Finwood, VMI
 3B Lawrence Sluder, APP
 OF Ed Dubiel, APP
 OF Will Edwards, ETSU
 OF Rob Morrison, MAR
 DH Ben Walker, VMI

South Division

P Steve Condon, DAV
 P Stewart Keyes, WCU
 C Dan Simonds, DAV
 1B Bob Thomas, FUR
 2B Billy Swails, CIT
 SS Alan Lewis, DAV
 3B David Turgeon, DAV
 OF Bill Masse, DAV
 OF Fred Hailey, WCU
 OF Skip Nelloms, WCU
 DH Clint Fairey, WCU

1988

North Division

P Stacey Schneider, APP
 P Rick Tuttle, APP
 C Andy Beasley, VMI
 1B Tommy Green, APP
 2B Gary Sibyan, VMI
 SS Chris Finwood, VMI
 3B Jeff Morgan, ETSU
 OF Keith Nail, APP
 OF Will Edwards, ETSU
 OF Steve Meredith, ETSU
 DH Darron Healey, APP

South Division

P Greg Wilcox, DAV
 P Paul Menhart, WCU
 C Kevin Vickery, CIT
 1B Clint Fairey, WCU
 2B Billy Swails, CIT
 SS Danny Greene, FUR
 3B Tom Malchesky, WCU
 OF Roy Vilardi, DAV
 OF Keith LeClair, WCU
 OF Skip Nelloms, WCU
 DH Billy Baker, CIT

1989

P Pete Palmer, APP
 Matt Gore, CIT
 C Brent Williams, FUR
 1B Clint Fairey, WCU
 2B Billy Swails, CIT
 SS Steve Hollins, APP
 3B Gary Chandler, APP
 OF Garrett Hinshaw, APP
 OF Scott Waugh, APP
 OF Jason Nixon, MAR
 OF John Parrott, VMI
 DH Gettys Glaze, CIT
 Mark Poarch, WCU

1990

P Ken Britt, CIT
 P Mike Montgomery, ETSU
 C Andy Beasley, VMI
 1B Marshall Simpson, VMI
 2B Grant Brittain, WCU
 SS Dave Piepenbrink, MAR
 3B Matt Raleigh, WCU
 OF Scott Waugh, APP
 OF Anthony Jenkins, CIT
 OF Jimbo Thornton, ETSU
 DH Billy Baker, CIT

1991

P Will Ertel, FUR
 Phillip Grundy, WCU
 C Brent Williams, FUR
 Todd Raleigh, WCU
 1B Rodney Tesh, WCU
 2B Dan McDonnell, CIT
 SS Phillip Tobin, CIT
 3B Matt Raleigh, WCU
 OF Scott Waugh, APP
 OF Craig McLaughlin, FUR
 OF Kevin Bellomo, WCU
 DH Gettys Glaze, CIT

1992

P Gettys Glaze, CIT
 P Dallas Rinehart, ETSU
 C Randy DeBruhl, APP
 1B Rod Walker, ETSU
 2B Doug Eder, GSU
 SS Matt Raleigh, WCU
 3B Kevin Hallman, GSU
 OF Vic Correll, CIT
 OF Todd Greene, GSU
 OF Joey Cox, WCU
 DH Willando Ficklin, GSU

1993

P Paul Thornton, GSU
 P Jason Beverlin, WCU
 C Brett Boretti, DAV
 1B Chris Lemonis, CIT
 2B Rodney Hennon, WCU
 SS Rick Bender, DAV
 3B Kevin Hallman, GSU
 OF Todd Greene, GSU
 OF Dallas Monday, ETSU
 OF Scott Lyman, WCU
 DH Phillip Grundy, WCU

1994

P William Rushing, GSU
 P Jason Beverlin, WCU
 C Brett Boretti, DAV
 1B Clay Hall, DAV
 2B Matt Wilson, GSU
 SS Wade Evans, ETSU
 3B Kevin Hallman, GSU
 OF Will Shellman, APP
 OF Jazz Freitas, DAV
 OF Mike Tidick, WCU
 DH David Young, APP

1995

P Britt Reames, CIT
 P William Rushing, GSU
 C Steve Wilson, GSU
 1B Alex Tolbert, WCU
 2B Adam Cross, ETSU
 SS David Groseclose, VMI
 3B Eric Whitson, WCU
 OF Garrick Haltiwanger, CIT
 OF Ryan Glynn, VMI
 OF Jody Henson, WCU
 DH Shane Owenby, APP

1996

P Julio Ayala, GSU
 P Tod Lee, GSU
 C Scott Garrett, APP
 1B Tommy Peterman, GSU
 2B Chris Rodriguez, APP
 SS Bradley James, ETSU
 3B Bo Betchman, CIT
 OF Garrick Haltiwanger, CIT
 OF Mark Hamlin, GSU
 OF Antoine Moran, GSU
 DH Scott Musgrave, APP

1997

P Brian Rogers, CIT
 P Tod Lee, GSU
 C Michael Holder, GSU
 1B Alex Tolbert, WCU
 2B Bo Betchman, CIT
 SS Terrance Smalls, CIT
 3B A.J. Polichnowski, ETSU
 OF Kenny Osborne, APP
 OF Jerry Simmons, CIT
 OF Martin Barrow, WCU
 DH Britt Phelps, ETSU

1998

First Team
 P Mark DiFelice, WCU
 P Lee Long, WOF
 RP Tom Martin, CIT
 C Stephen Crater, APP
 1B Philip Hartig, CIT
 2B Dominic Pattie, UNCG
 SS Chris Moore, WCU
 3B Mike Berrier, APP
 OF Linwood Davis, UNCG
 OF Kenny Vawter, UNCG
 OF Martin Barrow, WCU
 DH Mike DeSimone, DAV

Second Team

P Brian Rogers, CIT
 P Corey McDonald, UNCG
 RP Jason Parson, UNCG
 C Frankie Ward, WCU
 1B Jim Morrill, FUR
 2B Jody Pollock, GSU
 SS Terrence Smalls, CIT
 3B Aaron Haigler, CIT
 OF Jerry Simmons, CIT
 OF Rusty Swackhamer, ETSU
 OF Jeremy Purcell, UNCG
 DH Brandon Eierman, ETSU

1999

First Team
 P Lucas Hocker, CofC
 P Brian Wiley, CIT
 RP Jay Morgan, CIT
 C Ronny Marmol, CofC
 1B Philip Hartig, CIT
 2B Billy Colome, CofC
 SS Chris Moore, WCU
 3B Eric Walker, VMI
 OF Brandon Eierman, ETSU
 OF Eric Johnson, WCU
 OF Charles Thomas, WCU
 DH Scott Thompkins, VMI

Second Team

P Rodney Hancock, CIT
 P Matt Baber, ETSU
 RP Brett Davey, CofC
 C Ed Sparks, ETSU
 1B Steve Harris, WCU
 2B Jody Pollock, GSU
 SS Travis Blevins, ETSU
 3B Joey Foxhall, CofC
 OF Travis Howell, CofC
 OF Chris Morris, CIT
 OF Rusty Swackhamer, ETSU
 DH Tommy John, FUR

2000

First Team
 P David Ray, GSU
 P Ryan Gordon, UNCG
 RP Ian Ostlund, VMI
 C Ed Sparks, ETSU
 1B Philip Hartig, CIT
 2B Matt Easterday, GSU
 SS Wes Timmons, APP
 3B Carlos Love, GSU
 Eric Walker, VMI
 OF Chris Morris, CIT
 OF Tim Frend, DAV
 OF Jeremy Purcell, UNCG
 DH Dallas McPherson, CIT

Second Team

P Ron Colvard, CIT
 P Matt Baber, ETSU
 RP Taft Cable, UNCG
 C Mike Goldman, VMI
 1B Chris Behne, APP
 2B Tavy Smalls, CIT
 Shane Schumaker, UNCG
 SS Ben Brown, DAV
 3B Cassidy Lundin, DAV
 OF John Durik, GSU
 OF Jeff Smith, UNCG
 OF Charles Thomas, WCU
 DH Steve Johnson, VMI

ALL-CONFERENCE TEAMS

2001

First Team

P Eric Talbert, CIT
 P Brett Lewis, GSU
 RP Randy Corn, CIT
 C Matt Lauderdale, CofC
 James Marino, DAV
 1B Philip Hartig, CIT
 2B Shane Schumaker, UNCG
 SS Wes Timmons, APP
 3B Dallas McPherson, CIT
 OF Nathan Copeland, ETSU
 OF Alan Beck, WCU
 OF Donovan Minero, WCU
 DH Scott Henley, GSU

Second Team

P Toby David, FUR
 P Taft Cable, UNCG
 RP Andy Hutchings, CofC
 C Justin Maderer, FUR
 1B Andy Baxter, ETSU
 2B Adam Etherington, FUR
 SS Jemel Spearman, GSU
 3B Derek Norman, FUR
 OF Tim Frend, DAV
 OF Matt Herring, GSU
 OF Darryl Stephens, GSU
 OF Chris Walker, GSU
 DH Billy Ryan, DAV

2002 Coaches

First Team

P Ryan Johnson, CofC
 P Scooter Michael, UNCG
 RP Randy Corn, CIT
 C Matt Lauderdale, CofC
 1B Todd Buchanan, WCU
 2B Jason Sarvis, UNCG
 SS Ryan Schade, WCU
 3B Lee Curtis, CofC
 OF Brett Spivey, CofC
 OF Matt Herring, GSU
 OF Donovan Minero, WCU
 DH Ryan Gordon, UNCG

Second Team

P Matt Hamer, CIT
 P Reid Casey, ETSU
 RP George Lehr, WOF
 C Brendan Gilligan, GSU
 1B Dominic Frankey, FUR
 2B Chad Hall, GSU
 SS Jemel Spearman, GSU
 3B Matt Lein, WOF
 OF Tim Frend, DAV
 OF Chris Walker, GSU
 OF Alan Beck, WCU
 DH Chris Davis, WCU

2002 Media

First Team

P Ryan Johnson, CofC
 P Scooter Michael, UNCG
 RP Randy Corn, CIT
 C Matt Lauderdale, CofC
 1B Todd Buchanan, WCU
 2B Jason Sarvis, UNCG
 SS Ryan Schade, WCU
 3B Lee Curtis, CofC
 OF Brett Spivey, CofC
 OF Matt Herring, GSU
 OF Donovan Minero, WCU
 DH Ryan Gordon, UNCG

2001

Second Team

P T.A. Fulmer, CIT
 P Jeff Stovall, FUR
 RP George Lehr, WOF
 C Brendan Gilligan, GSU
 1B Chip Cannon, CIT
 2B Chad Hall, GSU
 SS Tony Carbone, WOF
 3B Matt Lein, WOF
 OF Tim Frend, DAV
 OF Alan Beck, WCU
 OF Strat Stavrou, WOF
 DH Chris Davis, WCU

2003 Coaches

First Team

P Tom Mastny, FUR
 P Jarrett Santos, UNCG
 RP David Mitchell, FUR
 C Matt Lauderdale, CofC
 1B Chip Cannon, CIT
 2B Lee Curtis, CofC
 SS Andy Howdeshell, ETSU
 3B Chris Ard, CIT
 OF Brendan Gilligan, GSU
 OF Alan Beck, WCU
 OF Rod Goldston, WCU
 DH Ryan Gordon, UNCG

Second Team

P Dennis Dove, GSU
 P Derrick Hawk, WCU
 RP Matt Hamer, CIT
 C Derek Norman, FUR
 1B Todd Buchanan, WCU
 2B Jason Sarvis, UNCG
 SS Wayne Kilmer, WCU
 3B Carlos Love, GSU
 OF Brett Spivey, CofC
 OF Brook Dantzler, CIT
 OF Sam Navarro, DAV
 DH Grant Burruss, GSU

2003 Media

First Team

P Tom Mastny, FUR
 P Derrick Hawk, WCU
 RP David Mitchell, FUR
 C Matt Lauderdale, CofC
 1B Chip Cannon, CIT
 2B Lee Curtis, CofC
 SS Andy Howdeshell, ETSU
 3B Chris Ard, CIT
 OF Brett Spivey, CofC
 OF Alan Beck, WCU
 OF Rod Goldston, WCU
 DH Ryan Gordon, UNCG

Second Team

P Jarrett Santos, UNCG
 P Ryan Basner, WCU
 RP Matt Hamer, CIT
 C Derek Norman, FUR
 1B Todd Buchanan, WCU
 2B Jason Sarvis, UNCG
 SS Wayne Kilmer, WCU
 3B Carlos Love, GSU
 OF Brook Dantzler, CIT
 OF Brendan Gilligan, GSU
 OF Brian Casey, WOF
 DH Grant Burruss, GSU

2004

Coaches

First Team

P Ryan Johnson, CofC
 P Jonathan Ellis, CIT
 RP Brett Harker, CofC
 C Caleb Moore, ETSU
 1B Chip Cannon, CIT
 2B Gary Morris, Elon
 SS Andy Howdeshell, ETSU
 3B Jess Easterling, CofC
 OF Byron Barber, CofC
 OF Brett Gardner, CofC
 OF Brandon Long, GSU
 DH Grant Burruss, GSU

Second Team

P Brian Akin, DAV
 P John Carroll, GSU
 RP Jarrett Santos, UNCG
 C Drew Davis, Elon
 1B Brett Anderson, CofC
 1B Greg Dowling, GSU
 2B Chris Campbell, CofC
 SS Tony Carbone, WOF
 3B Danny Valencia, UNCG
 OF Phillip Coker, CofC
 OF Grant Rembert, Elon
 OF Ryan Gordon, UNCG
 DH David Dufour, WOF

2004 Media

First Team

P Ryan Johnson, CofC
 P Jonathan Ellis, CIT
 RP Brett Harker, CofC
 C Caleb Moore, ETSU
 1B Chip Cannon, CIT
 2B Gary Morris, Elon
 SS Andy Howdeshell, ETSU
 3B Jess Easterling, CofC
 OF Byron Barber, CofC
 OF Brett Gardner, CofC
 OF Brandon Long, GSU
 DH Grant Burruss, GSU

Second Team

P Reid Price, CofC
 P Brian Akin, DAV
 RP Jay Heafner, DAV
 C Matt Kirkpatrick, CofC
 Alex Entrekin, DAV
 1B Brett Anderson, CofC
 2B Chris Campbell, CofC
 SS Eli Benefield, DAV
 3B Danny Valencia, UNCG
 OF Josh Stackley, CIT
 OF Grant Rembert, Elon
 OF James Payne, GSU
 DH Chris Price, Elon

2005 Coaches

First Team

P Chris Mason, UNCG
 P Everett Teaford, GSU
 RP Brett Harker, CofC
 C Caleb Moore, ETSU
 1B D.J. Wabick, CofC
 2B Chris Campbell, CofC
 SS Chuck Hargis, ETSU
 3B Jay Heafner, DAV
 OF Brett Gardner, CofC
 OF Jason Hurst, GSU
 OF James Payne, GSU
 Philip Coker, CofC
 DH Blake Church, ETSU
 Brett Anderson, CofC

2004

Second Team

P Danny Gemma, CofC
 P Jeremy Hall, ETSU
 RP Caleb Moore, ETSU
 C Alex Entrekin, DAV
 1B Evan Erickson, Elon
 2B Nick Crowe, ETSU
 SS A.J. Davidiuk, FUR
 3B Logan Phillips, GSU
 OF Steven Strausbaugh, WCU
 OF Chris Price, Elon
 OF Shane Byrne, ETSU
 DH Taylor Shoop, DAV

2005 Media

First Team

P Danny Gemma, CofC
 P Chris Mason, UNCG
 RP Brett Harker, CofC
 C Caleb Moore, ETSU
 1B D.J. Wabick, CofC
 2B Chris Campbell, CofC
 SS Chuck Hargis, ETSU
 3B Jay Heafner, DAV
 OF Brett Gardner, CofC
 OF Jason Hurst, GSU
 OF Shane Byrne, ETSU
 DH Brett Anderson, CofC

Second Team

P Reid Price, CofC
 P Everett Teaford, GSU
 RP Caleb Moore, ETSU
 C Alex Entrekin, DAV
 1B Evan Erickson, Elon
 2B Nick Crowe, ETSU
 SS Brad Peisel, APP
 3B Logan Phillips, GSU
 OF Chris Price, Elon
 OF Phillip Coker, CofC
 OF James Payne, GSU
 DH Blake Church, ETSU

2006 Coaches

First Team

P Nick Chiggas, CofC
 P Everett Teaford, GSU
 RP Josh McLaughlin, CofC
 C Tony Maccani, FUR
 1B Greg Dowling, GSU
 2B Ronnie Shore, DAV
 SS A.J. Davidiuk, FUR
 3B Jonathan Greene, WCU
 OF Chris Swauger, CIT
 OF Chris Price, Elon
 OF Jermaine Mitchell, UNCG
 OF Steven Strausbaugh, WCU
 DH Robert Rodebaugh, Elon

Second Team

P Danny Meszaros, CofC
 P Matt Chastain, Elon
 RP Patrick Currin, UNCG
 C Blake Murphy, WCU
 1B Case Cassidy, FUR
 2B Chris Campbell, CofC
 SS Jay Heafner, DAV
 3B Jess Easterling, CofC
 OF Philip Coker, CofC
 OF Gregory Zage, DAV
 OF Grant Rembert, Elon
 DH Sonny Meade, CIT

ALL-CONFERENCE TEAMS

2006 Media

First Team

P Nick Chiggas, CofC
P Everett Teaford, GSU
RP Josh McLaughlin, CofC
C Tony Maccani, FUR
1B Greg Dowling, GSU
2B Ronnie Shore, DAV
SS A.J. Davidiuk, FUR
3B Jess Easterling, CofC
OF Chris Price, Elon
OF Jermaine Mitchell, UNCG
OF Steven Strausbaugh, WCU
DH Robert Rodebaugh, Elon

Second Team

P Danny Meszaros, CofC
P Matt Chastain, Elon
RP Chad Tilley, Elon
C Blake Murphy, WCU
1B Case Cassidy, FUR
2B Chris Campbell, CofC
SS Jay Heafner, DAV
3B Jonathan Greene, WCU
OF Chris Swauger, CIT
OF Philip Coker, CofC
OF Grant Rembert, Elon
DH Rob Wilson, DAV

2007 Coaches

First Team

P Nick Chiggas, CofC
P Drew Saberhagen, WCU
RP Greg Holland, WCU
C Blake Murphy, WCU
1B Zach Brown, CIT
2B Kenny Smith, WCU
SS Oliver Marmol, CofC
3B Brandon Waring, WOF
OF David Rubinstein, APP
OF Michael Harrington, CofC
OF Barrett Shaft, DAV
DH Rob Wilson, DAV

Second Team

SP Steven Hensley, Elon
SP Ryan Falcon, UNCG
RP A.J. Battisto, GSU
C Alex Garabedian, CofC
1B Graham Maiden, CofC
2B Chris Campbell, CofC
3B Ben Lasater, CofC
SS Jason Altenhof, APP
OF Sonny Meade, CIT
OF Chris Swauger, CIT
OF Steven Strausbaugh, WCU
DH Richard Jones, CIT

2007 Media

First Team

SP Nick Chiggas, CofC
SP Drew Saberhagen, WCU
RP Greg Holland, WCU
C Blake Murphy, WCU
1B Zach Brown, CIT
2B Kenny Smith, WCU
SS Oliver Marmol, CofC
3B Brandon Waring, WOF
OF David Rubinstein, APP
OF Michael Harrington, CofC
OF Jonathan Greene, WCU
DH Richard Jones, CIT

2008 Coaches

First Team

SP Steven Hensley, Elon
SP Ryan Falcon, UNCG
RP Matt Webb, DAV
C Alex Garabedian, CofC
1B John Ingram, WCU
2B Chris Campbell, CofC
SS Mike Gilmartin, WOF
3B Ben Lasater, CofC
OF Patrick Irvine, Elon
OF Mike Economos, GSU
OF Steven Strausbaugh, WCU
DH Rob Wilson, DAV

2008 Coaches

First Team

P Steven Hensley, Elon
P Jay Jackson, FUR
RP Thomas Girdwood, Elon
C Blake Murphy, WCU
1B Michael Harrington, CofC
2B Brandon Sizemore, CofC
SS Jason Altenhof, APP
3B Jeremie Tice, CofC
OF Chris Swauger, CIT
OF Cory Harrilchak, Elon
OF Chris Shehan, GSU
DH Ty Wright, GSU

Second Team

P Matt Andress, APP
P Greg Martin, UNCG
RP Nick Karow, FUR
C Griffin Benedict, GSU
1B Ricky Orton, UNCG
2B Nick Liles, WCU
SS Michael Gilmartin, WOF
3B AJ Wirnsberger, GSU
OF David Rubinstein, APP
OF Sonny Meade, CIT
OF David Richardson, GSU
OF Gabe Marchant, CofC
DH Reese Wade, FUR

2008 Media

First Team

SP Steven Hensley, Elon
SP Jay Jackson, FUR
RP Tom Girdwood, Elon
C Blake Murphy, WCU
1B Michael Harrington, CofC
2B Brandon Sizemore, CofC
SS Jason Altenhof, APP
3B Jeremie Tice, CofC
OF Sonny Meade, CIT
OF Cory Harrilchak, Elon
OF Chris Shehan, GSU
DH Ty Wright, GSU

Second Team

SP Drew Murray, GSU
SP Mike Tavernier, WCU
RP Nick Karow, FUR
C Dallas Tarleton, Elon
1B Ricky Orton, UNCG
2B Nick Liles, WCU
SS Mike Hentz, CofC
3B Bennett Davis, Elon
OF David Rubinstein, APP
OF Gabe Marchant, CofC
OF Chris Swauger, CIT
DH Reese Wade, FUR

2009 Coaches

First Team

P Wes Wrenn, CIT
P Chris Mederos, GSU
RP Zach Quate, APP
Thomas Girdwood, Elon
C Richard Jones, CIT
1B Chris McGuinness, CIT
2B Brandon Sizemore, CofC
SS Brent Greer, WCU
3B Joey Bergman, CofC
OF Sonny Meade, CIT
OF Cory Harrilchak, Elon
OF Pat Irvine, Elon
DH Ryan Daniels, CofC

Second Team

P Jesse Simpson, CofC
P Jimmy Reyes, Elon
RP Drew Mahaffey, CIT
C Griffin Benedict, GSU
1B Joash Brodin, CofC
2B Wes Hobson, APP
SS Michael Gilmartin, WOF
3B Chase Austin, Elon
OF Rand Smith, APP
OF Matt Mansilla, CofC
OF Clay McCord, CofC
DH Danny Weiss, DAV

All-Freshman

David Peterson, CofC
David Greene, CIT
Nick Orvin, CIT
Drew Gadaire, DAV
Jordan Darnell, Elon
Zeth Stone, Elon
Matt Murray, GSU
Eric Phillips, GSU
Colin Snow, GSU
Ross Heffley, WCU
Konstantine Diamaduros, WOF
James Foster, WOF

2009 Media

First Team

P Wes Wrenn, CIT
P Chris Mederos, GSU
RP Zach Quate, APP
C Griffin Benedict, GSU
1B Chris McGuinness, CIT
2B Brandon Sizemore, CofC
SS Brent Greer, WCU
3B Joey Bergman, CofC
OF Matt Mansilla, CofC
OF Sonny Meade, CIT
OF Pat Irvine, Elon
DH Ryan Daniels, CofC

Second Team

P Jesse Simpson, CofC
P Jimmy Reyes, Elon
RP Thomas Girdwood, Elon
C Richard Jones, CIT
1B Joash Brodin, CofC
2B Wes Hobson, APP
SS Michael Gilmartin, WOF
3B Isaac Harrow, APP
OF Rand Smith, APP
OF Clay McCord, CofC
OF Cory Harrilchak, Elon
DH Danny Weiss, DAV

2010 Coaches

First Team

SP Asher Wojciechowski, CIT
SP Jimmy Reyes, Elon
RP Chris Patterson, APP
C Mike Melillo, Elon
1B Kyle Blackburn, GSU
2B Wes Hobson, APP
SS Neal Pritchard, Elon
3B Matt Leeds, CofC
OF Cole Rakar, CofC
OF Jose Rodriguez, CofC
OF David Schulze, SAM
DH Mac Doyle, WOF

Second Team

SP Kevin Decker, CofC
SP Matt Benedict, WCU
RP Lex Rutledge, SAM
C Rob Kral, CofC
1B Greg Blake, CofC
2B Bryan Altman, CIT
SS Eric Phillips, GSU
3B Kyle Behrendt, WOF
OF Nick Orvin, CIT
OF Shawn Payne, GSU
OF Matt Hinson, Elon
OF Wayne Miller, SAM
DH Jerod Faggart, APP

All-Freshman

Hector Crespo, APP
Ryan Stetson, APP
Christian Powell, CofC
Michael Clevinger, CIT
Andrew Barna, DAV
Alex Swim, Elon
Kyle Webb, Elon
Will Muzika, FUR
Michael Burrus, GSU
Arthur Owens, GSU
Harry Slade, UNCG
Lex Rutledge, SAM

2010 Media

First Team

SP Asher Wojciechowski, CIT
SP Jimmy Reyes, Elon
RP Chris Patterson, APP
C Rob Kral, CofC
1B Kyle Blackburn, GSU
2B Wes Hobson, APP
SS Neal Pritchard, Elon
3B Matt Leeds, CofC
OF Cole Rakar, CofC
OF Jose Rodriguez, CofC
OF David Schulze, SAM
DH Mac Doyle, WOF

Second Team

SP Kevin Decker, CofC
SP Matt Benedict, WCU
RP Lex Rutledge, SAM
C Mike Melillo, Elon
1B Greg Blake, CofC
2B Bryan Altman, CIT
SS Eric Phillips, GSU
3B Kyle Behrendt, WOF
OF Matt Hinson, Elon
OF Shawn Payne, GSU
OF Trevor Collias, WCU
DH Jerod Faggart, APP

ALL-CONFERENCE TEAMS

2011 Coaches

First Team

SP Josh Renfro, CofC
 SP Andy Moye, GSU
 SP Warren Slack, UNCG
 RP Matt Murray, GSU
 C Trevor Edwards, UNCG
 1B Saxon Butler, SAM
 2B Ross Heffley, WCU
 SS Eric Phillips, GSU
 3B Matt Leeds, CofC
 OF Daniel Aldrich, CofC
 OF Nick Orvin, CIT
 OF Victor Roache, GSU
 DH Stephen Notaro, WCU

Second Team

SP Christian Powell, CofC
 SP Kyle Putkonen, SAM
 RP Andrew Jones, SAM
 C Rob Kral, CofC
 1B Aaron Thompkins, FUR
 2B Sebastian Gomez, Elon
 SS Neal Pritchard, Elon
 3B Austin Schultz, WCU
 OF Shawn Payne, GSU
 OF Phillip Ervin, SAM
 OF Brandon Miller, SAM
 DH Mac Doyle, WOF

All-Freshman

Preston Troutman, APP
 Daniel Aldrich, CofC
 Drew DeKerlegand, CIT
 Joe Jackson, CIT
 Forrest Brandt, DAV
 Sebastian Gomez, Elon
 David Whitehead, Elon
 Brandon Browne, UNCG
 Phillip Ervin, SAM
 C.K. Irby, SAM
 Aaron Attaway, WCU
 Adam Martin, WCU

2011 Media

First Team

SP Josh Renfro, CofC
 SP Andy Moye, GSU
 RP John Brebbia, Elon
 C Rob Kral, CofC
 1B Saxon Butler, SAM
 2B Ross Heffley, WCU
 SS Eric Phillips, GSU
 3B Matt Leeds, CofC
 OF Daniel Aldrich, CofC
 OF Victor Roach, GSU
 OF Phillip Ervin, SAM
 DH Stephen Notaro, WCU

Second Team

SP Ryan Arrowood, APP
 SP Christian Powell, CofC
 RP Matt Murray, GSU
 C Trevor Edwards, UNCG
 1B Aaron Thompkins, FUR
 2B Sebastian Gomez, Elon
 SS Neal Pritchard, Elon
 3B Austin Schultz, WCU
 OF Jack Myers, APP
 OF Nick Orvin, CIT
 OF Shawn Payne, GSU
 DH Mac Doyle, WOF

2012 Coaches

First Team

SP Christian Powell, CofC
 SP Josh Martin, SAM
 RP Preston Hatcher, WCU
 C Alex Swim, Elon
 1B Saxon Butler, SAM
 2B Ross Heffley, WCU
 SS Will Callaway, APP
 3B Eric Phillips, GSU
 OF Marty Gantt, CofC
 OF Phillip Ervin, SAM
 OF Brandon Miller, SAM
 DH Daniel Kassouf, APP

Second Team

SP Ryan Arrowood, APP
 SP Brandon Yarusi, WOF
 RP C.K. Irby, SAM
 C Brad Moss, SAM
 1B Ryan Kinsella, Elon
 2B Hector Crespo, APP
 SS Bradley Goodson, CofC
 3B Thomas Troelstrup, UNCG
 OF Tyler Tewell, APP
 OF Tyler Zupcic, APP
 OF Brandon Murray, CofC
 DH Jacob Hoyle, WCU

All-Freshman

Brandon Burris, APP
 Jamie Nunn, APP
 Kevin Connell, CIT
 Mason Davis, CIT
 Henry Sisson, DAV
 Chris Ohmstede, FUR
 Elliott Warford, FUR
 Tyler Avera, GSU
 Chase Griffin, GSU
 Jacob Hoyle, WCU
 Jeremy Null, WCU
 Bradley Strong, WCU

2012 Media

First Team

SP Ryan Arrowood, APP
 SP Christian Powell, CofC
 RP Preston Hatcher, WCU
 C Alex Swim, Elon
 1B Saxon Butler, SAM
 2B Ross Heffley, WCU
 SS Will Callaway, APP
 3B Eric Phillips, GSU
 OF Tyler Tewell, APP
 OF Marty Gantt, CofC
 OF Brandon Miller, SAM
 DH Daniel Kassouf, APP

Second Team

SP Matt Pegler, CofC
 SP Josh Martin, SAM
 RP Kyle Owings, CofC
 C Brad Moss, SAM
 1B Ryan Kinsella, Elon
 2B Hector Crespo, APP
 SS Bradley Goodson, CofC
 3B Rob Harding, CofC
 OF Tyler Zupcic, APP
 OF Phillip Ervin, SAM
 OF Mac Doyle, WOF
 DH C.K. Irby, SAM

2013 Coaches

First Team

SP Jamie Nunn, APP
 SP Austin Pritchler, CIT
 RP Preston Hatcher, WCU
 C Joe Jackson, CIT
 1B Ryan Kinsella, Elon
 2B Hector Crespo, APP
 SS Aaron Attaway, WCU
 3B Tyler White, WCU
 OF Christian Wolfe, UNCG
 OF Phillip Ervin, SAM
 OF Julian Ridings, WCU
 DH C.K. Irby, SAM

Second Team

SP Kyle Webb, Elon
 SP Jeremy Null, WCU
 RP Skylar Hunter, CIT
 C Adam Martin, WCU
 1B Alex Abrams, FUR
 2B Blake Butler, CofC
 2B Mason Davis, CIT
 SS Will Callaway, APP
 3B Trevor Edwards, UNCG
 OF Brandon Murray, CofC
 OF Hughston Armstrong, CIT
 OF Christiaan Durdaller, SAM
 DH Bo Thompson, CIT

All-Freshman

Jaylin Davis, APP
 Dillon Dobson, APP
 Blake Butler, CofC
 Nathan Helvey, CofC
 Carl Wise, CofC
 Skylar Hunter, CIT
 Sam Foy, DAV
 Jordan Simpson, FUR
 Ryan Clark, UNCG
 Benigno Marrero, UNCG
 Richard Greene, SAM
 Jonathan Waszak, WCU
 Will Stillman, WOF

2013 Media

First Team

SP Jamie Nunn, APP
 SP Austin Pritchler, CIT
 RP Preston Hatcher, WCU
 C Joe Jackson, CIT
 1B Ryan Kinsella, Elon
 2B Hector Crespo, APP
 SS Aaron Attaway, WCU
 3B Tyler White, WCU
 OF Christian Wolfe, UNCG
 OF Christiaan Durdaller, SAM
 OF Phillip Ervin, SAM
 OF Julian Ridings, WCU
 DH C.K. Irby, SAM

Second Team

SP Kyle Webb, Elon
 SP Jeremy Null, WCU
 RP Skylar Hunter, CIT
 C Adam Martin, WCU
 1B Calvin Orth, CIT
 2B Blake Butler, CofC
 SS Will Callaway, APP
 3B Chris Ohmstede, FUR
 OF Brandon Murray, CofC
 OF Hughston Armstrong, CIT
 OF Sebastian Gomez, Elon
 DH Bo Thompson, CIT

2014 Coaches

First Team

SP Josh Wirsu, GSU
 SP Jordan Smith, WCU
 RP Andres Gracia, SAM
 C Adam Martin, WCU
 1B Jacob Hoyle, WCU
 2B Hunter King, UNCG
 2B Bradley Strong, WCU
 SS Dillon Dobson, APP
 SS Hunter Burton, FUR
 3B Sean Guite, UNCG
 OF Forrest Brandt, DAV
 OF Lee Miller, DAV
 OF Casey Jones, Elon
 DH Ryan Lowe, DAV

Second Team

SP Danny Mooney, DAV
 SP Jeremy Null, WCU
 RP Jason Richman, GSU
 C Drew McWhorter, SAM
 1B Greg Harrison, FUR
 2B Michael Pierson, APP
 SS Jordan McDonald, UNCG
 3B Chris Ohmstede, FUR
 OF Drew DeKerlegand, CIT
 OF Nathan Becker, DAV
 OF Eric Kalbfleisch, UNCG
 OF Heath Quinn, SAM
 DH Bo Thompson, CIT

All-Freshman

Matt Brill, APP
 Dallas DeVrieze, APP
 Tyler Stroup, APP
 Garrett Chapman, GSU
 Ryan Cleveland, GSU
 Matt Harris, Elon
 Nick Zammarelli, Elon
 Carter Grote, FUR
 Adam Swim, UNCG
 Jared Brasher, SAM
 T.J. Dixon, SAM
 Heath Quinn, SAM
 Bryan Sammons, WCU

2014 Media

First Team

SP Josh Wirsu, GSU
 SP Jordan Smith, WCU
 RP Andres Gracia, SAM
 C Adam Martin, WCU
 1B Jacob Hoyle, WCU
 2B Michael Pierson, APP
 SS Tyler Filliben, SAM
 3B David Daniels, DAV
 OF Drew DeKerlegand, CIT
 OF Forrest Brandt, DAV
 OF Casey Jones, Elon
 DH Ryan Lowe, DAV

Second Team

SP Danny Mooney, DAV
 SP Jeremy Null, WCU
 RP Tyler Powell, WCU
 C Drew McWhorter, SAM
 1B Greg Harrison, FUR
 2B Hunter King, UNCG
 SS Jordan McDonald, UNCG
 3B Chris Ohmstede, FUR
 OF Lee Miller, DAV
 OF Stryker Brown, GSU
 OF Aaron Mizell, GSU
 OF Heath Quinn, SAM
 DH Bo Thompson, CIT

ALL-CONFERENCE TEAMS

2015 Coaches

First Team

SP James Reeves, CIT
 SP Eric Nyquist, MER
 RP Andres Gracia, SAM
 C Matt Winn, VMI
 1B Conor Clancey, WOF
 2B Bradley Strong, WCU
 SS Jordan Tarsovich, VMI
 3B Hunter Swilling, SAM
 OF Connor Walsh, CIT
 OF Kyle Lewis, MER
 OF Heath Quinn, SAM
 DH Austin Edens, SAM

Second Team

SP Ryan Clark, UNCG
 SP Matthew Milburn, WOF
 RP Morgan Pittman, MER
 C Danny Bermudez, WCU
 1B Alex Lee, SAM
 2B Trey York, ETSU
 SS Matt Meeder, MER
 3B Chris Ohmstede, FUR
 OF Eric Kalbfleisch, UNCG
 OF Will Connerley, VMI
 OF James Plaisted, WOF
 DH Matt Ramsay, WOF

All-Freshman

Drew Ellis, CIT
 JP Sears, CIT
 Hagen Owenby, ETSU
 Blake Chisolm, FUR
 Will Gaddis, FUR
 Trey Truitt, MER
 Jackson Ware, MER
 Andrew Wantz, UNCG
 Austin Edens, SAM
 Brandon Barbery, VMI
 Collin Fleischer, VMI
 Adam Scott, WOF

2015 Media

First Team

SP James Reeves, CIT
 SP Matthew Milburn, WOF
 RP Andres Gracia, SAM
 C Matt Winn, VMI
 1B Conor Clancey, WOF
 2B Bradley Strong, WCU
 SS Jordan Tarsovich, VMI
 3B Hunter Swilling, SAM
 OF Connor Walsh, CIT
 OF Kyle Lewis, MER
 OF Eric Kalbfleisch, UNCG
 DH Austin Edens, SAM

Second Team

SP Eric Nyquist, MER
 SP Alex Ledford, SAM
 RP Will Stillman, WOF
 C Richard Greene, SAM
 1B Alex Lee, SAM
 2B Trey York, ETSU
 SS Matt Meeder, MER
 3B Chris Ohmstede, FUR
 OF Jake Jones, FUR
 OF Heath Quinn, SAM
 OF James Plaisted, WOF
 DH Matt Smith, WCU

2016 Coaches

First team

SP Will Gaddis, FUR
 SP Parker Curry, SAM
 RP Andrew Wantz, UNCG
 C Hagen Owenby, ETSU
 1B Matt Smith, WCU
 2B Trey York, ETSU
 SS Matt Meeder, MER
 3B Collin Woody, UNCG
 OF Kyle Lewis, MER
 OF L.J. Kalawaia, UNCG
 OF Heath Quinn, SAM
 DH Austin Edens, SAM

Second team

SP Ryan Askew, MER
 SP Matt Milburn, WOF
 RP Colton Davis, WCU
 C Danny Bermudez, WCU
 1B Alex Lee, SAM
 2B Ben Spitznagel, UNCG
 SS Derek Hirsch, WOF
 3B Blake Rowlett, ETSU
 OF Trey Truitt, MER
 OF Bryson Bowman, WCU
 OF Kramer Ferrell, WCU
 DH Dillon Stewart, UNCG

All-Freshman team

Ben Peden, CIT
 Jake Crawford, FUR
 Jabari Richards, FUR
 Conard Broom, MER
 Kevin Coulter, MER
 Matt Frisbee, UNCG
 Andrew Moritz, UNCG
 Cesar Trejo, UNCG
 Stephen Jones, SAM
 Matt Pita, VMI
 Josh Winder, VMI
 Andrew Bullock, WCU

2016 Media

First team

SP Will Gaddis, FUR
 SP Parker Curry, SAM
 RP Andrew Wantz, UNCG
 C Hagen Owenby, ETSU
 1B Matt Smith, WCU
 2B Trey York, ETSU
 SS Matt Meeder, MER
 3B Collin Woody, UNCG
 OF Kyle Lewis, MER
 OF L.J. Kalawaia, UNCG
 OF Heath Quinn, SAM
 DH Austin Edens, SAM

Second team

SP Ryan Askew, MER
 SP Matt Milburn, WOF
 RP Will Stillman, WOF
 C Danny Bermudez, WCU
 1B Collin Fleischer, VMI
 2B Ben Spitznagel, UNCG
 SS Robby McCabe, ETSU
 3B Blake Rowlett, ETSU
 OF Jabari Richards, FUR
 OF Trey Truitt, MER
 OF Bryson Bowman, WCU
 DH Dillon Stewart, UNCG

2017 Coaches

First team

SP JP Sears, CIT
 SP Will Gaddis, FUR
 RP Robert Broom, MER
 C Hagen Owenby, ETSU
 1B Brett Hash, WOF
 2B Danny Edgeworth, MER
 2B Nobu Suzuki, WCU
 SS Ryan Hagan, MER
 3B Caleb Webster, UNCG
 OF Andrew Moritz, UNCG
 OF Tyler Sharp, VMI
 OF Bryson Bowman, WCU
 DH JT Thomas, MER

Second team

SP Josh Winder, VMI
 SP Bryan Sammons, WCU
 RP Wyatt Burns, SAM
 C Carson Waln, WOF
 1B Brandon Elmy, FUR
 2B Troy Dixon, SAM
 SS Brett Pope, WCU
 3B Jonathan Sabo, CIT
 OF Carter Grote, FUR
 OF Ben Spitznagel, UNCG
 OF McClain Bradley, WOF
 DH Cesar Trejo, UNCG

All-Freshman team

Will Abbott, CIT
 Bryce Leasure, CIT
 Cullen Smith, ETSU
 Dillon Love, FUR
 Alex Crotty, MER
 Caleb Webster, UNCG
 Branden Fryman, SAM
 Taylor Garris, SAM
 Anthony Mulrine, SAM
 Ayrton Schafer, SAM
 Andrew Robinson, WCU
 Matt Ellmyer, WOF
 Brett Rodriguez, WOF

2017 Media

First team

SP JP Sears, CIT
 SP Will Gaddis, FUR
 RP Robert Broom, MER
 C Hagen Owenby, ETSU
 1B Brett Hash, WOF
 2B Nobu Suzuki, WCU
 SS Ryan Hagan, MER
 3B Caleb Webster, UNCG
 OF Andrew Moritz, UNCG
 OF Tyler Sharp, VMI
 OF Bryson Bowman, WCU
 DH JT Thomas, MER

Second team

SP Josh Winder, VMI
 SP Bryan Sammons, WCU
 RP Wyatt Burns, SAM
 C Carson Waln, WOF
 1B Brandon Elmy, FUR
 2B Danny Edgeworth, MER
 SS Brett Pope, WCU
 3B Taylor Garris, SAM
 OF Carter Grote, FUR
 OF Ben Spitznagel, UNCG
 OF McClain Bradley, WOF
 DH Cody Miller, WOF

2018 Coaches

First team

SP Matt Frisbee, UNCG
 SP Samuel Strickland, SAM
 RP Robert Broom, MER
 C Peyton Maddox, VMI
 1B Christian Bailey, ETSU
 2B Austin Emblar, UNCG
 SS Chris Cook, ETSU
 3B Caleb Webster, UNCG
 OF Ben Anderson, FUR
 OF Andrew Moritz, UNCG
 OF Matt Pita, VMI
 DH Caleb Longley, ETSU

Second team

SP Josh Winder, VMI
 SP Adam Scott, WOF
 RP Andrew Wantz, UNCG
 C Spencer Holcomb, WCU
 1B Jake Huggins, VMI
 2B Cullen Smith, ETSU
 SS RJ Yeager, MER
 3B Nathan Eaton, VMI
 OF Trey Truitt, MER
 OF Cesar Trejo, UNCG
 OF McClain Bradley, WOF
 DH Brooks Carlson, SAM

All-Freshman team

David Beam, ETSU
 Ben Jackson, ETSU
 Ben Anderson, FUR
 Le Bassett, MER
 RJ Yeager, MER
 Brooks Carlson, SAM
 Samuel Strickland, SAM
 Justice Bigbie, WCU
 Will Prater, WCU
 Chase Walter, WCU
 Colin Davis, WOF
 Lawson Hill, WOF

2018 Media

First team

SP Matt Frisbee, UNCG
 SP Samuel Strickland, SAM
 RP Robert Broom, MER
 C Peyton Maddox, VMI
 1B Christian Bailey, ETSU
 2B Austin Emblar, UNCG
 SS Chris Cook, ETSU
 3B Caleb Webster, UNCG
 OF Trey Truitt, MER
 OF Andrew Moritz, UNCG
 OF Matt Pita, VMI
 DH Caleb Longley, ETSU

Second team

SP Josh Winder, VMI
 SP Adam Scott, WOF
 RP Andrew Wantz, UNCG
 C Spencer Holcomb, WCU
 1B Jake Huggins, VMI
 2B Cullen Smith, ETSU
 2B Brandon Michie, MER
 SS RJ Yeager, MER
 3B Jackson Ware, MER
 OF Ben Anderson, FUR
 OF Cesar Trejo, UNCG
 OF Will Malbon, VMI
 DH Brooks Carlson, SAM

ALL-TOURNAMENT TEAM

1990

P Richard Shirer, CIT
 C Gettys Glaze, CIT
 1B Brad Niethammer, APP
 2B Grant Brittain, WCU
 SS Dave Piepenbrink, MAR
 3B Doug Jones, APP
 OF Billy Baker, CIT (MVP)
 OF Chris Stone, FUR
 OF Rodney Tesh, WCU
 DH Mike Hilton, WCU

1991

P Jack Kimel, WCU
 C Brent Williams, FUR (MVP)
 1B Rodney Tesh, WCU
 2B John Key, APP
 SS Nathan Dunn, ETSU
 3B Matt Raleigh, WCU
 OF Scott Waugh, APP
 OF Kevin Bellomo, WCU
 OF Joey Cox, WCU
 DH Dallas Rhinehart, ETSU

1992

P Jim Carragher, GSU
 C Mike Darnell, GSU
 1B Bryan Wiggins, GSU
 2B Doug Eder, GSU
 SS Chris Petersen, GSU
 3B Eric Whitson, WCU
 OF Mike Miller, GSU
 OF Joey Cox, WCU (MVP)
 OF Scott Lyman, WCU
 DH Gettys Glaze, CIT

1993

P Jason Beverlin, WCU
 C Roy Hurst, WCU
 1B Chris Lemonis, CIT
 2B Matt Wilson, GSU
 SS David Groseclose, VMI
 3B Louie Napoleon, VMI
 OF Dale Sistare, CIT
 OF Rob Doherty, WCU
 OF Mike Tidick, WCU
 DH Phillip Grundy, WCU (MVP)

1994

P Britt Reames, CIT
 C Brett Boretti, DAV
 1B Marc Striker, WCU
 2B John Connolly, WCU
 SS Jermaine Shuler, CIT (MVP)
 3B Bo Betchman, CIT
 OF Garrick Haltiwanger, CIT
 OF Louie Napoleon, VMI
 OF Mike Tidick, WCU
 DH Donald Morillo, CIT

1995

P Donald Morillo, CIT (MVP)
 P Britt Reames, CIT
 C James Lyons, ETSU
 1B Tommy Peterman, GSU
 2B David Beckley, CIT
 SS Tyson Whitley, GSU
 3B Eric Whitson, WCU
 OF Garrick Haltiwanger, CIT
 OF Dale Sistare, CIT
 OF Len Hart, ETSU
 DH Ryan Glynn, VMI

1996

P Clint Sauls, GSU
 C Steve Wilson, GSU
 1B Nate Shepperson, VMI
 2B Donnie Coe, GSU
 SS Terrance Smalls, CIT
 3B Bo Betchman, CIT
 OF Jon Placko, FUR
 OF Mark Hamlin, GSU (MVP)
 OF Antoine Moran, GSU
 DH Britt Phelps, ETSU

1997

P David Noyce, FUR
 C J.P. Burwell, WCU (MVP)
 1B Ryan Butler, CIT
 2B Jeff Sziksai, WCU
 SS Eric Boehmer, FUR
 3B Dan Martz, FUR
 OF Rodney Hancock, CIT
 OF Brandon Holler, FUR
 OF Jody Wade, FUR
 DH Tyson Whitley, GSU

1998

P Brian Rogers, CIT (MVP)
 C Jay Morgan, CIT
 1B Philip Hartig, CIT
 2B Dominic Pattie, UNCG
 SS Terrence Smalls, CIT
 3B Aaron Haigler, CIT
 OF Kevin Durham, CIT
 OF Kenny Vawter, UNCG
 OF Eric Johnson, WCU
 DH Lance Surridge, UNCG

1999

P Rodney Hancock, CIT (MVP)
 C Ronny Marmol, CofC
 1B Philip Hartig, CIT
 2B Tavy Smalls, CIT
 SS Michael Harris, CIT
 3B Charlie Wands, WCU
 OF Josh Edgeworth, CofC
 OF Rusty Swackhamer, ETSU
 OF Eric Johnson, WCU
 DH Morgan Frazier, WCU

2000

P Corey Etheridge, FUR
 C Ed Sparks, ETSU
 1B Chris Behne, APP
 2B Matt Easterday, GSU (MVP)
 SS Danny Rueckel, FUR
 3B Cole Hubka, FUR
 OF Josh Edgeworth, CofC
 OF Clint Hill, FUR
 OF J.R. Revere, GSU
 DH Ryan Presnell, FUR

2001

P Randy Corn, CIT (MVP)
 P Ted Toler, UNCG
 C Brendon Gilligan, GSU
 1B Andy Baxter, ETSU
 2B Shane Schumaker, UNCG
 SS Jemel Spearman, GSU
 3B Dallas McPherson, CIT
 OF Jasha Balcom, CofC
 OF Brook Dantzler, CIT
 OF Nathan Copeland, ETSU
 OF Chris Cook, UNCG
 DH Chris Mittendorf, UNCG

2002

P Brett Lewis, GSU (MVP)
 C Matt Lauderdale, CofC
 1B Carlos Love, GSU
 2B Jack Arroyo, CofC
 SS Jemel Spearman, GSU
 3B Lee Curtis, CofC
 OF Brett Anderson, CofC
 OF Craig Caudill, FUR
 OF Matt Herring, GSU
 OF J.R. Revere, GSU
 OF Kirk Streb, UNCG
 DH Coogie Freedman, FUR

2003

P Ryan Basner, WCU
 C A.J. Zickgraf, GSU
 1B Jon Wade, VMI
 2B Brandon Burnsed, GSU
 SS Lee Curtis, CofC
 3B Chris Davis, WCU
 OF Brandon Long, GSU
 OF Ryan Gordon, UNCG
 OF Matt Nelson, WCU
 DH Brian Sigmon, WCU (MVP)

2004

P Jonathan Ellis, CIT (MVP)
 C Brian Sigmon, WCU
 1B Chip Cannon, CIT
 2B Jon Aughey, CIT
 SS Chris Davis, WCU
 3B Chris Ard, CIT
 OF Denver Edick, WCU
 OF Byron Barber, CofC
 OF Matt Covington, CIT
 OF Andy Phillips, CIT
 DH Mark Egleton, CIT

2005

P Nick Hollstegge, FUR (MVP)
 C Flint Wipke, GSU
 1B Case Cassidy, FUR
 2B Chris Campbell, CofC
 SS Matt Matulia, CIT
 3B Matthew Betsill, FUR
 OF Brett Gardner, CofC
 OF James Payne, GSU
 OF Brent Stephens, GSU
 DH Sam McLain, FUR

2006

P Nick Chigges, CofC (co-MVP)
 C Alex Garabedian, CofC
 1B Trey Daniel, WCU
 2B Chris Campbell, CofC
 SS Jess Easterling, CofC (co-MVP)
 3B Adam Weaver, Elon
 OF Larry Cobb, CofC
 OF Chris Swauger, CIT
 OF Chris Price, Elon
 DH Sonny Meade, CIT

2007

P Ben Austin, Wofford
 C Richard Jones, CIT
 1B Zach Brown, CIT
 2B Eric Strukie, Wofford
 SS Mike Gilmartin, Wofford
 3B Brandon Waring, Wofford (MVP)
 OF Chris Swauger, CIT
 OF Pat Irvine, Elon
 OF Sean Snell, UNCG
 DH Andrew Franco, APP

2008

P Mike Lynn, CofC
 C Dallas Tarleton, Elon
 1B Jay Jackson, FUR
 2B Tim Carrier, UNCG
 SS Chase Austin, Elon
 3B Bennett Davis, Elon
 OF Stuart Haywood, CofC
 OF Cory Harrilchak, Elon (MVP)
 OF Chris Shehan, GSU
 DH Greg Feltes, UNCG

2009

SP Asher Wojciechowski, CIT
 SP Chris Mederos, GSU
 RP Thomas Girdwood, Elon
 C Richard Jones, CIT
 1B David Towarnicky, APP
 2B Marcus Rose, FUR
 SS Brent Greer, WCU
 3B Chase Austin, Elon
 OF Sonny Meade, CIT
 OF Pat Irvine, Elon
 OF Ty Wright, GSU
 DH Kyle Blackburn, GSU (MVP)

2010

SP Asher Wojciechowski, CIT
 SP Jimmy Reyes, Elon
 RP Brandon Johnson, WCU
 C Ollie Goulder, WCU
 1B Justin Mackert, CIT (MVP)
 2B Wes Hobson, APP
 SS Jamie Holler, CofC
 3B Hector Crespo, APP
 OF Chris Alessandria, APP
 OF William Ladd, CIT
 OF Matt Johns, WCU
 DH Brad Felder, CIT

ALL-TOURNAMENT TEAM

2011

SP Seth Grant, APP
SP Chris Beck, GSU (MVP)
RP Andrew Jones, SAM
C Tom Richardson, GSU
1B Marty Gantt, CofC
2B Michael Johnson, SAM
SS Eric Phillips, GSU
3B Alex Abrams, FUR
OF Tyler Zupcic, APP
OF Cole Rakar, CofC
OF Phillip Ervin, SAM
DH Michael Burruss, GSU

2012

SP Justin Hess, GSU
SP Josh Martin, SAM (MVP)
RP C.K. Irby, SAM
C Chase Griffin, GSU
1B Ryan Kinsella, Elon
2B Tyler Avera, GSU
2B Zeth Stone, SAM
SS Austin Allison, SAM
3B Chris Ohmstede, FUR
OF Taylor Johnson, FUR
OF Phillip Ervin, SAM
OF Brandon Miller, SAM
DH Garren Palmer, GSU

2013

SP Kyle Webb, Elon
SP Justin Hess, GSU
RP Dylan Clark, Elon
C Joe Jackson, CIT (MOP)
1B Ryan Kinsella, Elon
2B Hector Crespo, APP
SS Antonio Alvarez, Elon
3B Tyler White, WCU
OF Tyler Griffin, CIT
OF Sebastian Gomez, Elon
OF Julian Ridings, WCU
DH Bo Thompson, CIT

2014

SP Jeffrey Springs, APP
SP Alex Ledford, SAM
RP Jason Richman, GSU (MOP)
C Daniel Gerow, DAV
1B Caleb Bryson, SAM
2B Ben Morgan, GSU
SS Dalton Busby, GSU
3B Michael Pierson, APP
OF Jake Jones, FUR
OF Aaron Mizell, GSU
OF Heath Quinn, SAM
DH Alex Abrams, FUR

2015

SP Eric Nyquist, MER (MOP)
SP Adam Scott, WOF
RP Morgan Pittman, MER
C Charlie Madden, MER
1B Austin Edens, SAM
2B Jacobs Watcher, CIT
SS Danny Rodriguez, SAM
3B Danny Edgeworth, MER
OF Trey Truitt, MER
OF Heath Quinn, SAM
OF Kody Ruedisili, WOF
DH Matt Ramsay, WOF

2016

SP Will Gaddis, FUR
SP B.J. Nobles, WCU
RP Korey Anderson, WCU
C Jake Kusz, UNCG
1B Matt Smith, WCU (MOP)
2B Frankie Navarrete, SAM
SS Matt Meeder, MER
3B Jake Crawford, FUR
OF Trey Truitt, MER
OF Heath Quinn, SAM
OF Kramer Ferrell, WCU
DH Cesar Trejo, UNCG

2017

SP Grant Schuermann, FUR
SP Josh Winder, VMI
RP Jack Maynard, UNCG
C Cameron Whitehead, FUR
1B Michael Goss, UNCG
2B Troy Dixon, SAM
SS Tripp Shelton, UNCG (MOP)
3B Caleb Webster, UNCG
OF Aaron Maher, ETSU
OF Sky Overton, FUR
OF Ben Spitznagel, UNCG
DH Ayrton Schafer, SAM

2018

SP Samuel Strickland, SaAM
SP Taylor Purus, WCU
RP Wyatt Burns, SAM
C Anthony Mulrine, SAM
1B Justin Sparks, WCU
2B Jackson Ware, MER
SS Cameron Blaquiere, WCU
3B Cade Gilbert, ETSU
OF Trey Truitt, MER
OF Andrew Moritz, UNCG
OF McClain Bradley, WOF
DH Brooks Carlson, SAM (MOP)

MULTIPLE SELECTIONS

3 times

Heath Quinn, SAM (2014-16)
Trey Truitt, MER (2015-17)

2 times

Rodney Tesh, WCU (1990-91)
Gettys Glaze, CIT (1990, 1992)
Joey Cox, WCU (1991-92)
Louie Napoleon, VMI (1993-94)
Mike Tidick, WCU (1993-94)
Garrick Haltiwanger, CIT (1994-95)
Donald Morillo, CIT (1994-95)
Britt Reames, CIT (1994-95)
Dale Sistare, CIT (1993, 1995)
Eric Whitson, WCU (1992, 95)
Bo Betchman, CIT (1994, 1996)
Tyson Whitley, GSU (1995, 1997)
Terrence Smalls, CIT (1996, 1998)
Phillip Hartig, CIT (1998-99)
Rodney Hancock, CIT 1997, 1999)
Eric Johnson, WCU (1998-99)
Josh Edgeworth, CofC (1999-00)
J.R. Revere, GSU (2000-02)
Jemel Spearman, GSU (2001-02)
Lee Curtis, CofC (2002-03)
Chris Davis, WCU (2003-04)
Brian Sigmon, WCU (2003-04)
Chris Campbell, CofC (2005-06)
Chris Swauger, CIT (2006-07)
Sonny Meade, CIT (2006, 2009)
Richard Jones, CIT (2007, 2009)
Chase Austin, Elon (2008-09)
Pat Irvine, Elon (2007, 2009)
Asher Wojciechowski, CIT (2009-10)
Phillip Ervin, SAM (2011-12)
Hector Crespo, APP (2010, 2013)
Justin Hess, GSU (2012-13)
Ryan Kinsella, Elon (2012-13)
Alex Abrams, FUR (2011, 2014)

YEARLY SOCON AWARDS

SoCon COACHES AWARDS

SoCon Player of the Year

1972 Reggie Dunnivant, UR
 1973 Steve Arrington, CIT
 1974 Mike Ramsey, APP
 1975 George Weicker, DAV
 1976 Richard Wieters, CIT
 1977 Richard Wieters, CIT
 1978 Wayne Tolleson, WCU
 1979 Randy Ingle, APP
 1980 Gary Robinette, ETSU
 1981 Mel Kinsey, WCU
 1982 Bill White, CIT
 1983 Mike Cherry, CIT
 1984 Tony Welborn, APP
 1985 Scott Gay, WCU
 1986 Len Stratton, APP
 1987 Clint Fairey, WCU
 1988 Clint Fairey, WCU
 1989 Clint Fairey, WCU
 Scott Waugh, APP
 1990 Grant Brittain, WCU
 1991 Kevin Bellomo, WCU
 1992 Matt Raleigh, WCU
 1993 Todd Greene, GSU
 1994 Mike Tidick, WCU
 1995 Steve Wilson, GSU
 1996 Tommy Peterman, GSU
 1997 Alex Tolbert, WCU
 1998 Martin Barrow, WCU
 1999 Chris Moore, WCU
 2000 Matt Easterday, GSU
 2001 Philip Hartig, CIT
 2002 Lee Curtis, CofC
 2003 Alan Beck, WCU
 2004 Caleb Moore, ETSU
 2005 Jay Heafner, DAV
 2006 A.J. Davidiuk, FUR
 2007 Kenny Smith, WCU
 2008 Jeremie Tice, CofC
 2009 Joey Bergman, CofC
 Chase Austin, Elon
 2010 Matt Leeds, CofC
 2011 Victor Roache, GSU
 2012 Marty Gantt, CofC

2013 Ryan Kinsella, Elon
 2014 Forrest Brandt, DAV
 Casey Jones, Elon
 2015 Kyle Lewis, MER
 2016 Kyle Lewis, MER
 2017 Ryan Hagan, MER
 Bryson Bowman, WCU
 2018 Andrew Moritz, UNCG

SoCon Pitcher of the Year

1989 Pete Palmer, APP
 1990 Ken Britt, CIT
 1991 Will Ertel, FUR
 1992 Gettys Glaze, CIT
 1993 Paul Thornton, GSU
 1994 Jason Beverlin, WCU
 1995 William Rushing, GSU
 1996 Julio Ayala, GSU
 1997 Tod Lee, GSU
 1998 Mark DiFelice, WCU
 1999 Brian Wiley, CIT
 2000 David Ray, GSU
 2001 Eric Talbert, CIT
 2002 Randy Corn, CIT
 2003 Tom Mastny, FUR
 2004 Ryan Johnson, CofC
 2005 Brett Harker, CofC
 2006 Nick Chigges, CofC
 2007 Nick Chigges, CofC
 2008 Steven Hensley, Elon
 2009 Wes Wrenn, CIT
 2010 Asher Wojciechowski, CIT
 2011 Matt Murray, GSU
 2012 Christian Powell, CofC
 2013 Austin Pritcher, CIT
 2014 Josh Wirsu, GSU
 2015 James Reeves, CIT
 2016 Will Gaddis, FUR
 2017 JP Sears, CIT
 2018 Matt Frisbee, UNCG

SoCon Freshman of the Year

1980 John MAR, DAV
 1981 Jeff Montgomery, MAR

1982 Jack Cheek-Fagan, FUR
 Mike Lamore, VMI
 1983 Brian Tebo, WCU
 1984 Fred Hailey, WCU
 1985 Bill Masse, DAV
 1986 Will Edwards, ETSU
 1987 Jim Piekutowski, FUR
 1988 Scott Waugh, APP
 1989 Gettys Glaze, CIT
 Johnny McCraw, APP
 Matt Raleigh, WCU
 1990 Rob Doherty, WCU
 1991 Phillip Grundy, WCU
 1992 Shane Spears, FUR
 1993 Kenny Osborne, APP
 1994 Tommy Peterman, GSU
 1995 Tod Lee, GSU
 1996 David Noyce, FUR
 1997 Rodney Hancock, CIT
 1998 Philip Hartig, CIT
 1999 Brett Lewis, GSU
 2000 Ryan Gordon, UNCG
 2001 Derek Norman, FUR
 2002 Matt Lein, WOF
 2003 Kelly Sweppenhiser, VMI
 2004 Chris Campbell, CofC
 2005 Steven Strausbaugh, WCU
 2006 Steven Hensley, Elon
 2007 Richard Jones, CIT
 2008 Thomas Girdwood, Elon
 2009 Ross Heffley, WCU
 2010 Will Muzika, FUR
 2011 Daniel Aldrich, CofC
 2012 Chase Griffin, GSU
 2013 Jaylin Davis, APP
 2014 Heath Quinn, SAM
 2015 Austin Edens, SAM
 2016 Jabari Richards, FUR
 2017 Caleb Webster, UNCG
 2018 RJ Yeager, MER

SoCon Coach of the Year

1972 Chuck Boone, RICH
 1975 Chal Port, CIT

1976 Tom Wall, FUR
 1977 Monte Little, ECU
 1978 Jack Cook, MAR
 1979 Chal Port, CIT
 1980 Charley Lodes, ETSU
 1981 Bill Hayward, WCU
 1982 Chal Port, CIT
 Donny White, VMI
 1983 Chal Port, CIT
 1984 Jim Morris, APP
 1985 George Greer, DAV
 1986 Harold Stout, ETSU
 1987 Jack Leggett, WCU
 1988 Paul Maini, VMI
 1989 Jack Cook, MAR
 1990 Chal Port, CIT
 1991 Chal Port, CIT
 1992 Keith LeClair, WCU
 1993 Jack Stallings, GSU
 1994 Keith LeClair, WCU
 1995 Fred Jordan, CIT
 1996 Jack Stallings, GSU
 1997 Keith LeClair, WCU
 1998 Mike Gaski, UNCG
 1999 Fred Jordan, CIT
 2000 Rodney Hennon, GSU
 2001 Rodney Hennon, GSU
 2002 Todd Raleigh, WCU
 2003 Tom Slater, VMI
 2004 John Pawlowski, CofC
 2005 John Pawlowski, CofC
 2006 Mike Kennedy, Elon
 2007 John Pawlowski, CofC
 2008 Mike Kennedy, Elon
 2009 Mike Kennedy, Elon
 2010 Fred Jordan, CIT
 2011 Mike Gaski, UNCG*
 2012 Chris Pollard, APP
 2013 Bobby Moranda, WCU
 2014 Dick Cooke, DAV
 2015 Craig Gibson, MER
 2016 Link Jarrett, UNCG
 2017 Craig Gibson, MER
 2018 Link Jarrett, UNCG

SoCon MEDIA AWARDS

SoCon Player of the Year

2002 Donovan Miner, WCU
 2003 Lee Curtis, CofC
 2004 Caleb Moore, ETSU
 2005 Jay Heafner, DAV
 2006 A.J. Davidiuk, FUR
 2007 Kenny Smith, WCU
 2008 Chris Shehan, GSU
 2009 Joey Bergman, CofC
 2010 Matt Leeds, CofC
 2011 Victor Roache, GSU
 2012 Marty Gantt, CofC
 2013 Tyler White, WCU
 2014 Casey Jones, Elon
 2015 Kyle Lewis, MER
 2016 Kyle Lewis, MER
 2017 Bryson Bowman, WCU
 2018 Andrew Moritz, UNCG

2012 Ryan Arrowood, APP
 2013 Austin Pritcher, CIT
 2014 Josh Wirsu, GSU
 2015 James Reeves, CIT
 2016 Will Gaddis, Furman
 Adam Wantz, UNCG
 2017 JP Sears, CIT
 2018 Matt Frisbee, UNCG

SoCon Freshman of the Year

2002 Matt Lein, WOF
 2003 Trent Weathers, CIT
 2004 Danny Valencia, UNCG
 2005 Steven Strausbaugh, WCU
 2006 Steven Hensley, Elon
 2007 Richard Jones, CIT
 2008 Reese Wade, FUR
 2009 Ross Heffley, WCU
 2010 Will Muzika, FUR
 2011 Daniel Aldrich, CofC
 2012 Chase Griffin, GSU
 2013 Benigno Marrero, UNCG
 2014 Heath Quinn, SAM
 2015 Austin Edens, SAM
 2016 Jabari Richards, FUR
 2017 Caleb Webster, UNCG
 2018 Samuel Strickland, SAM

SoCon Coach of the Year

2002 Fred Jordan, CIT
 2003 Tom Slater, VMI

2004 John Pawlowski, CofC
 2005 John Pawlowski, CofC
 2006 Mike Kennedy, Elon
 2007 Todd Raleigh, WCU
 2008 Mike Kennedy, Elon
 2009 Mike Kennedy, Elon
 2010 Fred Jordan, CIT
 2011 Mike Gaski, UNCG*
 2012 Chris Pollard, APP
 2013 Bobby Moranda, WCU
 2014 Dick Cooke, DAV
 2015 Craig Gibson, MER
 2016 Link Jarrett, UNCG
 2017 Craig Gibson, MER
 2018 Link Jarrett, UNCG

SoCon Championship MOP Walt Nadzak Award

1984 Rusty Weaver, APP
 1985 Mike Carson, WCU
 1986 David Hyatt, WCU
 1987 Clint Fairey, WCU
 1988 Keith LeClair, WCU
 1989 Paul Menhart, WCU
 1990 Billy Baker, CIT
 1991 Brent Williams, FUR
 1992 Joey Cox, WCU
 1993 Phillip Grundy, WCU
 1994 Jermaine Shuler, CIT
 1995 Donald Morillo, CIT
 1996 Mark Hamlin, GSU

1997 JP Burwell, WCU
 1998 Brian Rogers, CIT
 1999 Rodney Hancock, CIT
 2000 Matt Easterday, GSU
 2001 Randy Corn, CIT
 2002 Brett Lewis, GSU
 2003 Brian Sigmon, WCU
 2004 Jonathan Ellis, CIT
 2005 Nick Hollstegge, FUR
 2006 Nick Chigges, CofC
 Jess Easterling, CofC
 2007 Brandon Waring, WOF
 2008 Cory Harrilchak, Elon
 2009 Kyle Blackburn, GSU
 2010 Justin Mackert, CIT
 2011 Chris Beck, GSU
 2012 Josh Martin, SAM
 2013 Joe Jackson, CIT
 2014 Jason Richman, GSU
 2015 Eric Nyquist, MER
 2016 Matt Smith, WCU
 2017 Tripp Shelton, UNCG
 2018 Brooks Carlson, SAM

* later vacated

NATIONAL/REGIONAL AWARDS

Academic All-Americans

1971 John Campbell, Furman (INF), 2nd
 1971 Doug Pounder, The Citadel (P), 1st
 1975 Richard Wieters, The Citadel (1B), 1st
 1977 Denny Standifer, Chattanooga (P), 2nd
 1978 Al Diket, The Citadel (3B), 2nd
 1979 Gary Robinette, ETSU (3B), 1st
 1979 Mark Edward Austin, Chattanooga (INF), 2nd
 1980 Melvin Williamson, The Citadel (C), 3rd
 1980 John Porter, Davidson (OF), 1st
 1980 Gary Robinette, ETSU (3B), 1st
 1981 John Porter, Davidson (OF), 1st
 1982 Marty Blair, The Citadel (2B), 1st
 1983 Marty Blair, The Citadel (2B), 1st
 1983 David Hill, Western Carolina (OF), 1st
 1983 Greg Johnson, Western Carolina (C), 1st
 1984 Jamie Harris, Appalachian State (2B), 1st
 1984 David Mills, The Citadel (P), 2nd
 1984 Mike Lamore, VMI (C), 3rd
 1985 Mike Lamore, VMI (C), 2nd
 1986 Randy Sullivan, The Citadel (C), 1st
 1986 David Hyatt, Western Carolina (1B), 3rd
 1992 Rodney Hennon, Western Carolina (2B), 1st
 1992 Rob Goecker, Furman (SS), 2nd
 1992 Jack Kimel, Western Carolina (P), 2nd
 1993 Rodney Hennon, Western Carolina (2B), 2nd
 1996 Nathan Shepperson, VMI (INF), 3rd
 1998 Jody Pollock, Georgia Southern (2B), 3rd
 1999 Joey Foxhall, College of Charleston (IF), 1st
 1999 Brian Wiley, The Citadel (P), 2nd
 1999 Travis Howell, College of Charleston (OF), 2nd
 2000 Wes Self, Davidson (P), 2nd
 2000 Ben Brown, Davidson (IF), 2nd
 2001 Wes Self, Davidson (P), 3rd
 2002 Ryan Schade, Western Carolina (SS), 1st
 2002 Randy Corn, The Citadel (P), 1st
 2002 Tim Friend, Davidson (OF), 3rd
 2003 Jon Stallsmith, Furman (P), 1st
 2004 David Dufour, Wofford (DH), 1st
 2004 Gary Morris, Elon (2B), 3rd
 2004 Phillip Coker, College of Charleston (C), 2nd
 2004 Brett Anderson, College of Charleston (1B), 3rd
 2005 Phillip Coker, College of Charleston (OF), 1st
 2005 Brett Anderson, College of Charleston (DH), 1st
 2006 Phillip Coker, College of Charleston (OF), 1st
 2006 Patrick Currin, UNCG (P), 2nd
 2007 Chris Swauger, The Citadel (OF), 3rd
 2008 Chris Swauger, The Citadel (OF), 2nd
 2009 Chris McGuiness, The Citadel (INF), 1st
 2009 Sonny Meade, The Citadel (OF), 1st
 2009 David Towarnicky, Appalachian State (INF), 3rd
 2010 David Towarnicky, Appalachian State (1B), 1st
 2011 Matt Leeds, College of Charleston (INF), 1st
 2015 Matt Ramsay, Wofford (DH), 1st
 2016 David Geary, VMI (IF), 3rd
 2017 Andrew Moritz, UNCG (OF), 1st
 2017 Charlie Madden, Mercer (C), 2nd
 2017 Hunter Bening, Mercer (INF), 2nd
 2018 Andrew Moritz, UNCG (OF), 2nd

ABCA Gold Bat Award (National Player of the Year)

2016 Kyle Lewis, Mercer (OF)

ABCA All-Americans

1947 Joe Landrum, Clemson (P), 1st
 1947 Charles Teague, Wake Forest (2B), 1st
 1947 Gene Hooks, Wake Forest (3B), 1st
 1948 Emmett Cheek, North Carolina (C), 1st
 1948 Rip Ryan, North Carolina (SS), 1st
 1949 Charles Teague, Wake Forest (2B), 1st
 1949 Gene Hooks, Wake Forest (3B), 1st
 1950 Charles Teague, Wake Forest (2B), 1st
 1951 Dick Groat, Duke (SS), 1st
 1952 William Werber, Duke (1B), 1st
 1952 Dick Groat, Duke (SS), 1st

1961 Edward Tekavec, West Virginia (3B), 2nd
 1963 Bobby Stewart, Richmond (OF), 1st
 1964 Bill Marovic, West Virginia (OF), 1st
 1975 Mike Ramsey, Appalachian State (SS), 1st
 1975 George Weicker, Davidson (DH), 1st
 1977 Keith Ebersole, Western Carolina (1B), 3rd
 1979 Randy Ingle, Appalachian State (SS), 1st
 1982 Kirk Bailey, Appalachian State (P), 1st
 1984 Pete Hardee, Appalachian State (P), 3rd
 1987 Bill Masse, Davidson (OF), 2nd
 1987 Clint Fairey, Western Carolina (1B), 3rd
 1988 Darron Healey, Appalachian State (DH), 2nd
 1990 Grant Brittain, Western Carolina (2B), 1st
 1990 Anthony Jenkins, The Citadel (OF), 1st
 1991 Kevin Bellomo, Western Carolina (OF), 2nd
 1992 Todd Greene, Georgia Southern (OF), 1st
 1993 Paul Thornton, Georgia Southern (P), 2nd
 1993 Todd Greene, Georgia Southern (OF), 1st
 1993 Phillip Grundy, Western Carolina (3B), 2nd
 1994 Jason Beverlin, Western Carolina (P), 2nd
 1995 Steve Wilson, Georgia Southern (C), 2nd
 1997 Tod Lee, Georgia Southern (P), 2nd
 2005 Chris Campbell, College of Charleston (2B), 1st
 2005 Brett Gardner, College of Charleston (OF), 1st
 2007 Michael Harrington, College of Charleston (OF), 2nd
 2007 Nick Chiggles, College of Charleston (P), 2nd
 2007 Ben Lasater, College of Charleston (INF), 2nd
 2008 Chris Shehan, Georgia Southern (OF), 1st
 2008 Jeremie Tice, College of Charleston (3B), 2nd
 2008 Ty Wright, Georgia Southern (DH), 2nd
 2009 Chase Austin, Elon (SS), 3rd
 2009 Joey Bergman, College of Charleston (3B), 3rd
 2010 Mac Doyle, Wofford (DH), 2nd
 2010 Asher Wojciechowski, The Citadel (P), 3rd
 2010 Matt Leeds, College of Charleston (3B), 3rd
 2011 Victor Roache, Georgia Southern (OF), 1st
 2011 Daniel Aldrich, College of Charleston (OF), 3rd
 2012 Daniel Kassouf, Appalachian State (DH), 1st
 2012 Marty Gantt, College of Charleston (OF), 2nd
 2012 Brandon Miller, Samford (OF), 3rd
 2013 C.K. Irby, Samford (DH), 1st
 2014 Casey Jones, Elon (OF), 2nd
 2016 Trey York, ETSU (2B), 1st
 2016 Kyle Lewis, Mercer (OF), 1st
 2016 Heath Quinn, Samford (OF), 2nd
 2016 Ben Spitznagel, UNCG (2B), 3rd
 2017 JP Sears, The Citadel (P), 3rd
 2018 Andrew Moritz, Wofford (OF), 1st
 2018 Matt Pita, VMI (OF), 3rd

ABCA Gold Glove Team

2016 Kyle Lewis, Mercer (OF)

ABCA All-Atlantic Region

1973 Mike Ramsey, Appalachian State (SS), 1st
 1973 Steve Anspaugh, Appalachian State (P), 2nd
 1974 Mike Ramsey, Appalachian State (SS), 1st
 1974 Butch Dziadul, Appalachian State (3B), 3rd
 1975 Mike Ramsey, Appalachian State (SS), 1st
 1976 Randy Ingram, Appalachian State (3B), 2nd
 1977 Keith Ebersole, Western Carolina (1B), 1st
 1977 Jerry Reed, Western Carolina (P), 2nd
 1977 Wayne Tolleson, Western Carolina (SS), 2nd
 1977 Ron Brower, Appalachian State (1B), 3rd
 1977 Chris Plemmons, Appalachian State (2B), 3rd
 1977 Randy Ingram, Appalachian State (3B), 1st
 1978 Wayne Tolleson, Western Carolina (SS), 1st
 1978 Keith Ebersole, Western Carolina (1B), 2nd
 1978 Joey Moffitt, Appalachian State (OF), 2nd
 1978 Chris Plemmons, Appalachian State (2B), 2nd
 1978 Randy Ingram, Appalachian State (3B), 1st
 1978 Ron Brower, Appalachian State (1B), 2nd
 1979 Randy Ingle, Appalachian State (SS), 1st
 1980 Willie Carpenter, Western Carolina (OF), 1st
 1980 Joey Moffitt, Appalachian State (OF), 2nd
 1980 Mike Hobbs, Appalachian State (OF), 3rd

1981 Tom Sams, Appalachian State (2B), 2nd
 1981 Robbie Peele, Appalachian State (OF), 3rd
 1982 Kirk Bailey, Appalachian State (P), 1st
 1983 Robbie Peele, Appalachian State (OF), 3rd
 1984 Pete Hardee, Appalachian State (P), 1st
 1984 Tony Wellborn, Appalachian State (OF), 3rd
 1986 Eddy Halleman, Furman (OF), 1st
 1986 Pat Riley, Western Carolina (C), 2nd
 1986 Lenny Stratton, Appalachian State (P), 1st
 1987 Clint Fairey, Western Carolina (1B), 1st
 1988 Darron Healey, Appalachian State (DH), 1st
 1989 Clint Fairey, Western Carolina (1B), 1st
 1989 Garrett Hinshaw, Appalachian State (OF), 1st
 1990 Tony Brittain, Western Carolina (2B), 1st
 1990 Ken Britt, The Citadel (P), 1st
 1990 Anthony Jenkins, The Citadel (OF), 1st
 1991 Kevin Bellomo, Western Carolina (OF), 1st
 1991 Will Ertel, Furman (P), 1st
 1991 Phillip Grundy, Western Carolina (3B), 2nd
 1991 Matt Raleigh, Western Carolina (SS), 2nd
 1992 Joey Cox, Western Carolina (OF), 1st
 1992 Todd Greene, Georgia Southern (OF), 1st
 1992 Matt Raleigh, Western Carolina (SS), 1st
 1992 Dan Kyslinger, Western Carolina (P), 2nd
 1992 Gettys Glaze, The Citadel (P), 1st
 1993 Phillip Grundy, Western Carolina (3B), 1st
 1993 Jason Beverlin, Western Carolina (P), 2nd
 1993 Paul Thornton, Georgia Southern (P), 1st
 1993 Todd Greene, Georgia Southern (OF), 1st
 1994 Jason Beverlin, Western Carolina (P), 1st
 1994 Mike Manning, Western Carolina (P), 2nd
 1994 Mike Tidick, Western Carolina (OF), 2nd
 1994 Matt Wilson, Georgia Southern (2B), 2nd
 1995 Jody Henson, Western Carolina (OF), 1st
 1995 Steve Wilson, Georgia Southern (C), 1st
 1995 Donald Morillo, The Citadel (P), 1st
 1995 Britt Reames, The Citadel (P), 1st
 1995 Garrick Haltiwanger, The Citadel (OF), 1st
 1996 Tod Lee, Georgia Southern (P), 1st
 1996 Tommy Peterman, Georgia Southern (1B), 1st
 1996 Julio Ayala, Georgia Southern (P), 2nd
 1996 Alex Tolbert, Western Carolina (1B), 2nd
 1996 Antoine Moran, Georgia Southern (OF), 2nd
 1997 Tod Lee, Georgia Southern (P), 1st
 1997 Alex Tolbert, Western Carolina (1B), 1st
 1997 Ryan Butler, The Citadel (1B), 2nd
 1997 Jeremy Bruce, Western Carolina (3B), 2nd
 1997 J.P. Burwell, Western Carolina (C), 2nd
 1997 Steve Walton, Georgia Southern (DH), 2nd
 1998 Mike DeSimone, Davidson (DH), 2nd
 1999 Jody Pollock, Georgia Southern (2B), 2nd
 2002 Brett Spivey, College of Charleston (OF), 2nd
 2004 Jared Greenwood, Western Carolina (1B), 1st
 2004 Gary Morris, Elon (2B), 2nd
 2005 Chris Campbell, College of Charleston (2B), 1st
 2005 Brett Gardner, College of Charleston (OF), 1st
 2005 James Payne, Georgia Southern (OF), 2nd
 2005 Steven Strausbaugh, Western Carolina (OF), 2nd
 2005 Brett Harker, College of Charleston (RP), 2nd
 2006 Robert Rodebaugh, Elon, 1st
 2006 A.J. Davidiuk, Furman, 1st
 2006 Steven Strausbaugh, Western Carolina, 1st
 2006 Nick Chiggles, College of Charleston, 1st
 2006 Brandon Waring (3B), Wofford, 1st
 2007 Michael Harrington, College of Charleston (OF), 1st
 2007 Nick Chiggles, College of Charleston (P), 1st
 2007 Kenny Smith, Western Carolina (2B), 2nd
 2007 Ben Lasater, College of Charleston (3B), 2nd
 2007 Rob Wilson, Davidson (DH), 2nd
 2008 Jeremie Tice, College of Charleston (3B), 1st
 2008 Chris Shehan, Georgia Southern (OF), 1st
 2008 Ty Wright, Georgia Southern (DH/Utility), 1st
 2008 Cory Harilchak, Elon (OF), 2nd
 2008 Steven Hensley, Elon (P), 2nd
 2009 Richard Jones, The Citadel (C), 1st
 2009 Joey Bergman, College of Charleston (3B), 1st

NATIONAL/REGIONAL AWARDS

2009 Chase Austin, Elon (SS), 1st
 2009 Pat Irvine, Elon (OF), 1st
 2009 Griffin Benedict, Georgia Southern (C), 2nd
 2009 Brandon Sizemore, College of Charleston (2B), 2nd
 2009 Isaac Harrow, Appalachian State (3B), 2nd
 2009 Brent Greer, Western Carolina (SS), 2nd
 2009 Chris Mederos, Georgia Southern (SP), 2nd
 2009 Zach Quate, Appalachian State (RP), 2nd
 2010 Matt Leeds, College of Charleston (3B), 1st
 2010 Mac Doyle, Wofford (DH), 1st
 2010 Asher Wojciechowski, The Citadel (SP), 1st
 2010 Kyle Blackburn, Georgia Southern (1B), 2nd
 2010 Wes Hobson, Appalachian State (2B), 2nd
 2010 Chris Patterson, Appalachian State (RP), 2nd
 2011 Daniel Aldrich, College of Charleston (OF), 1st
 2011 Victor Roache, Georgia Southern (OF), 1st
 2011 Ross Heffley, Western Carolina (2B), 2nd
 2011 Matt Leeds, College of Charleston (3B), 2nd
 2011 Matt Murray, Georgia Southern (RP), 2nd
 2012 Marty Gantt, College of Charleston (OF), 1st
 2012 Daniel Kassouf, Appalachian State (DH), 1st
 2012 Ross Heffley, Western Carolina (3B), 2nd
 2012 Eric Phillips, Georgia Southern (3B), 2nd
 2012 Will Callaway, Appalachian State (SS), 2nd
 2012 Tyler Tewell, Appalachian State (OF), 2nd
 2012 Ryan Arrowood, Appalachian State (SP), 2nd
 2012 Christian Powell, College of Charleston (SP), 2nd
 2013 Ryan Kinsella, Elon (1B), 1st
 2013 Joe Jackson, The Citadel (C), 2nd
 2013 Hector Crespo, Appalachian State (2B), 2nd
 2013 Tyler White, Western Carolina (3B), 2nd
 2013 Aaron Attaway, Western Carolina (SS), 2nd
 2013 Christian Wolfe, UNCG (OF), 2nd
 2014 Forrest Brandt, Davidson (OF), 1st
 2014 Casey Jones, Elon (OF), 1st
 2014 Adam Martin, Western Carolina (C), 1st
 2014 Jacob Hoyle, Western Carolina (1B), 2nd
 2014 Bradley Strong, Western Carolina (2B), 2nd
 2015 Connor Walsh, The Citadel (OF), 2nd
 2016 Ben Spitznagel, UNCG (2B), 1st
 2016 Bryson Bowman, Western Carolina (OF), 1st
 2016 Matt Smith, Western Carolina (1B), 2nd
 2016 L.J. Kalawaia, UNCG (OF), 2nd
 2016 Dillon Stewart, UNCG (DH), 2nd
 2016 Will Gaddis, Furman (SP), 2nd
 2017 Bryson Bowman, Western Carolina (OF), 1st
 2017 Will Gaddis, Furman (P), 1st
 2017 JP Sears, The Citadel (P), 1st
 2018 Matt Frisbee, UNCG (P), 1st
 2018 Andrew Moritz, UNCG (OF), 1st

ABCA All-South Region

2012 Josh Martin, Samford (SP), 1st
 2012 Brandon Miller, Samford (OF), 1st
 2013 C.K. Irby, Samford (DH), 1st
 2013 Christiaan Durdaller, Samford (OF), 1st
 2015 Trey York, ETSU (2B), 2nd
 2015 Kyle Lewis, Mercer (OF), 2nd
 2015 Austin Edens, Samford (DH), 2nd
 2016 Hagen Owenby, ETSU (C), 1st
 2016 Trey York, ETSU (2B), 1st
 2016 Kyle Lewis, Mercer (OF), 1st
 2017 Hagen Owenby, ETSU (C), 1st

ABCA All-South Central Region

2016 Heath Quinn, Samford (OF), 1st
 2016 Austin Edens, Samford (DH), 1st

ABCA Atlantic Region Coach of the Year

1987 Jack Leggett, Western Carolina

ABCA Hall of Fame

1966 Jack Coombs, Duke
 1966 Bunn Hearn, North Carolina
 1967 C.R. "Dudy" Noble, Mississippi State
 1971 G.F. "Red" Laird, Virginia Tech

1971 Malcolm Pitt, Richmond
 1975 Steve Harrick, West Virginia
 1978 Walter Rabb, North Carolina
 1988 Jack Stallings, Georgia Southern
 1996 Chal Port, The Citadel
 2014 Jack Leggett, Western Carolina

NCBWA District IV Player of the Year

2012 Daniel Kassouf, Appalachian State (DH)

Baseball America College Player of the Year

2016 Kyle Lewis, Mercer (OF)

Baseball America All-Americans

1983 Mike Cherry, The Citadel (P), 1st
 1984 Pete Hardee, Appalachian State (P), 3rd
 1988 Darron Healey, Appalachian State (DH), 2nd
 1993 Todd Greene, Georgia Southern (OF), 3rd
 1994 Jason Beverlin, Western Carolina (P), 2nd
 1996 Julio Ayala, Georgia Southern (P), 3rd
 2005 Chris Campbell, College of Charleston (2B), 2nd
 2005 Brett Gardner, College of Charleston (OF), 3rd
 2007 Brandon Waring, Wofford (3B), 2nd
 2008 Chris Shehan, Georgia Southern (OF), 1st
 2010 Asher Wojciechowski, The Citadel (SP), 3rd
 2011 Victor Roache, Georgia Southern (OF), 1st
 2011 Matt Leeds, College of Charleston (3B), 3rd
 2011 Daniel Aldrich, College of Charleston (OF), 3rd
 2012 Brandon Miller, Samford (OF), 2nd
 2013 Ryan Kinsella, Elon (1B), 2nd
 2013 Phillip Ervin, Samford (OF), 2nd
 2013 C.K. Irby, Samford (UT), 3rd
 2016 Kyle Lewis, Mercer (OF), 1st
 2016 Heath Quinn, Samford (OF), 2nd
 2017 JP Sears, The Citadel (SP), 3rd

Baseball America Freshman All-Americans

1994 Tommy Peterman, Georgia Southern (DH), 1st
 1996 David Noyce, Furman (P), 2nd
 1997 Rodney Hancock, The Citadel (UT/P), 2nd
 2000 Ryan Gordon, UNCG (UT), 2nd
 2004 Chris Campbell, College of Charleston (2B), 1st
 2005 Steven Strausbaugh, Western Carolina (OF), 1st
 2009 Ross Heffley, Western Carolina (2B), 2nd
 2011 Daniel Aldrich, College of Charleston (OF), 1st
 2011 Phillip Ervin, Samford (OF), 2nd
 2012 Chase Griffin, Georgia Southern (C), 2nd
 2013 Carl Wise, College of Charleston (1B), 2nd
 2014 Heath Quinn, Samford (OF), 1st
 2015 Austin Edens, Samford (1B), 1st

Collegiate Baseball/Louisville Slugger All-America

1975 Mike Ramsey, Appalachian State (SS), 1st
 1984 Pete Hardee, Appalachian State (P), 3rd
 1992 Matt Raleigh, Western Carolina (SS), 2nd
 1992 Todd Greene, Georgia Southern (OF), 3rd
 1993 Paul Thornton, Georgia Southern (P), 1st
 1993 Todd Greene, Georgia Southern (OF), 2nd
 1994 Jason Beverlin, Western Carolina (P), 3rd
 1995 William Rushing, Georgia Southern (P), 3rd
 1996 Tod Lee, Georgia Southern (P), 2nd
 1996 Tommy Peterman, Georgia Southern (1B), 3rd
 1997 Tod Lee, Georgia Southern (P), 2nd
 1999 Brian Wiley, The Citadel (P), 3rd
 1999 Billy Colome, College of Charleston (2B), 3rd
 1999 Chris Moore, Western Carolina (SS), 3rd
 1999 Rodney Hancock, The Citadel (UT), 3rd
 2000 Matt Easterday, Georgia Southern (2B), 1st
 2000 Philip Hartig, The Citadel (1B), 2nd
 2001 Randy Corn, The Citadel (P), 2nd
 2001 Philip Hartig, The Citadel (1B), 3rd
 2002 Scooter Michael, UNCG (P), 3rd
 2002 Lee Curtis, College of Charleston (3B), 2nd
 2002 Randy Corn, The Citadel (P), 3rd
 2003 Ryan Gordon, UNCG (DH), 1st
 2003 Lee Curtis, College of Charleston (2B), 2nd

2003 Tom Mastny, Furman (P), 3rd
 2004 Caleb Moore, ETSU (C), 2nd
 2004 Ryan Johnson, College of Charleston (RHP), 3rd
 2004 Chip Cannon, The Citadel (1B), 3rd
 2005 D.J. Wabick, College of Charleston (C), 3rd
 2005 Brett Harker, College of Charleston (RP), 3rd
 2005 Chris Campbell, College of Charleston (2B), 3rd
 2005 Jay Heafner, Davidson (3B), 3rd
 2006 Nick Chigges, College of Charleston (SP), 2nd
 2007 Brandon Waring, Wofford (3B), 1st
 2007 Kenny Smith, Western Carolina (2B), 2nd
 2007 Nick Chigges, College of Charleston (SP), 3rd
 2007 David Rubinstein, Appalachian State (OF), 3rd
 2008 Jeremie Tice, College of Charleston (3B), 1st
 2008 Steven Hensley, Elon (P), 3rd
 2008 Michael Harrington, College of Charleston (1B), 3rd
 2008 Brandon Sizemore, College of Charleston (2B), 3rd
 2009 Richard Jones, The Citadel (C), 2nd
 2009 Joey Bergman, College of Charleston (3B), 3rd
 2010 Asher Wojciechowski, The Citadel (SP), 2nd
 2011 Victor Roache, Georgia Southern (OF), 1st
 2011 Ross Heffley, Western Carolina (2B), 1st
 2011 Daniel Aldrich, College of Charleston (OF), 2nd
 2011 Matt Leeds, College of Charleston (3B), 3rd
 2012 Brandon Miller, Samford (OF), 2nd
 2012 Josh Martin, Samford (SP), 3rd
 2012 Marty Gantt, College of Charleston (OF), 3rd
 2013 Joe Jackson, The Citadel (C), 3rd
 2013 Ryan Kinsella, Elon (1B), 3rd
 2013 Tyler White, Western Carolina (3B), 3rd
 2013 Christian Wolfe, UNCG (OF), 3rd
 2014 Casey Jones, Elon (OF), 2nd
 2014 Bradley Strong, Western Carolina (2B), 3rd
 2015 Kyle Lewis, Mercer (OF), 2nd
 2015 Conor Clancey, Wofford (1B), 2nd
 2015 James Reeves, The Citadel (SP), 3rd
 2015 Matt Winn, VMI (C), 3rd
 2016 Trey York, ETSU (2B), 1st
 2016 Kyle Lewis, Mercer (OF), 1st
 2016 Hagen Owenby, ETSU (C), 2nd
 2016 Heath Quinn, Samford (OF), 3rd
 2017 JP Sears, The Citadel, (LHP), 2nd
 2017 Bryson Bowman, Western Carolina (OF), 3rd

Collegiate Baseball/Louisville Slugger Freshman Player of the Year

2011 Daniel Aldrich, College of Charleston (OF)

Collegiate Baseball/Louisville Slugger Freshman All-America

1995 Tod Lee, Georgia Southern (P)
 1996 David Noyce, Furman (P)
 1996 Chris Moore, Western Carolina (3B)
 1996 Steve WALSON, Georgia Southern (DH), HM
 1997 Rodney Hancock, The Citadel (OF)
 1997 Jody Jenkins, ETSU (C), HM
 1998 Philip Hartig, The Citadel (1B)
 1998 Ted Toler, UNCG (P), HM
 1998 Stephen Crater, Appalachian State (C), HM
 1999 Brett Lewis, Georgia Southern (P)
 2000 Ryan Gordon, UNCG (UT)
 2001 Scooter Michael, UNCG (P), HM
 2001 Derek Norman, Furman (3B), HM
 2001 Jasha Balcom, College of Charleston (OF), HM
 2001 Wes Self, Davidson (P)
 2002 Matt Lein, Wofford (3B)
 2002 Brett Anderson, College of Charleston (OF), HM
 2002 Michael Giroud, ETSU (3B), HM
 2003 John Carroll, Georgia Southern (P)
 2003 Chris Mason, UNCG (P)
 2003 Kelly Sweppenhiser, VMI (3B)
 2004 Nick Chigges, College of Charleston (RHP)
 2004 Chris Campbell, College of Charleston (2B)
 2005 Danny Meszaros, College of Charleston (RP)
 2005 Steven Strausbaugh, Western Carolina (OF)
 2006 Steven Hensley, Elon (SP)

NATIONAL/REGIONAL AWARDS

2006 J.D. Melton, Wofford (RP)
 2006 Matt Miller, Georgia Southern (OF)
 2007 Russ Tomlinson, College of Charleston (SP)
 2007 Richard Jones, The Citadel (C/DH)
 2007 Michael Gilmartin, Wofford (2B)
 2008 Thomas Girdwood, Elon (RP)
 2008 Jake Williams, Wofford (OF)
 2008 Reese Wade, Furman (OF)
 2009 David Peterson, College of Charleston (SP)
 2009 Ross Heffley, Western Carolina (OF)
 2010 Lex Rutledge, Samford (RP)
 2010 Will Muzika, Furman (2B)
 2010 Andrew Barna, Davidson (3B)
 2011 C.K. Irby, Samford (RP)
 2011 Sebastian Gomez, Elon (2B)
 2011 Daniel Aldrich, College of Charleston (OF)
 2011 Forrest Brandt, Davidson (OF)
 2011 Phillip Ervin, Samford (OF)
 2012 Jamie Nunn, Appalachian State (SP)
 2012 Elliott Warford, Furman (RP)
 2012 Chase Griffin, Georgia Southern (C)
 2012 Jacob Hoyle, Western Carolina (DH)
 2013 Jaylin Davis, Appalachian State (OF)
 2013 Skylar Hunter, The Citadel (RP)
 2014 Garrett Chapman, Georgia Southern (3B)
 2014 Ryan Cleveland, Georgia Southern (1B)
 2014 T.J. Dixon, Samford (OF)
 2014 Heath Quinn, Samford (OF)
 2014 Bryan Sammons, Western Carolina (SP)
 2015 Hagen Owenby, ETSU (C)
 2015 Trey Truitt, Mercer (OF)
 2015 Austin Edens, Samford (DH)
 2016 Conard Broom, Mercer (RP)
 2016 Cesar Trejo, UNCG (SS)
 2016 Jabari Richards, Furman (OF)
 2016 Andrew Moritz, UNCG (OF)
 2017 Zach Graveno, Mercer (RP)
 2017 Caleb Webster, UNCG (3B)
 2017 Taylor Garris, Samford (3B)
 2018 Ben Anderson, Furman (OF)
 2018 Le Bassett, Mercer (DH)
 2018 RJ Yeager, Mercer (SS)
 2018 Samuel Strickland, Samford (SP)
 2018 Justice Bigbie, Western Carolina (OF)
 2018 Collin Davis, Wofford (OF)

Collegiate Baseball/Louisville Slugger Player of the Week

1996 Tommy Peterman, Georgia Southern (1B), 4/15
 1997 Gus Quattlebaum, Davidson (OF), 2/17
 1997 Michael Holder, Georgia Southern (C), 3/3
 1997 Curt Beerman, The Citadel (OF), 3/25
 1999 Rodney Hancock, The Citadel (P), 5/17
 1999 Rodney Hancock, The Citadel (P), 5/24
 2001 Wes Self, Davidson (P), 2/18
 2002 T.A. Fulmer, The Citadel (P), 4/2
 2002 Lee Curtis, College of Charleston (3B), 5/13
 2005 Chris Mason, UNCG (P), 3/28
 2006 Blake Murphy, Western Carolina (C), 3/27
 2006 Jonathan Greene, Western Carolina (3B), 5/22
 2007 Brandon Waring, Wofford (3B), 2/19
 2007 Blake Murphy, Western Carolina (C), 5/14
 2007 Brandon Waring, Wofford (3B), 5/28
 2008 Chris Shehan, Georgia Southern (OF), 3/17
 2008 Michael Harrington, College of Charleston (1B), 5/12
 2008 Jeremie Tice, College of Charleston (3B), 5/19
 2009 Drew Gadaire, Davidson (P), 4/15
 2009 Dallas Tarleton, Elon (C), 4/29
 2010 Jimmy Reyes, Elon (SP), 3/29
 2011 Victor Roache, Georgia Southern (OF), 4/4
 2011 Victor Roache, Georgia Southern (OF), 4/18
 2012 Chris Beck, Georgia Southern (SP), 4/2
 2012 Henry Sisson, Davidson (SP), 4/16
 2012 Saxon Butler, Samford (1B), 4/30
 2013 Jeremy Null, Western Carolina (SP), 2/18
 2013 Tyler Griffin, The Citadel (OF), 2/25

2013 Brandon Murray, Col. of Charleston (OF), 4/15
 2013 Jeremy Null, Western Carolina (SP), 4/22
 2014 Jeremy Null, Western Carolina (SP), 2/17
 2015 James Reeves, The Citadel (SP), 2/16
 2015 Trey York, ETSU (2B), 2/16
 2015 James Reeves, The Citadel (SP), 4/6
 2015 Thomas Stallings, VMI (1B), 4/6
 2015 Austin Edens, Samford (DH), 4/20
 2015 Kyle Lewis, Mercer (OF), 5/4
 2015 Connor Walsh, The Citadel (OF), 5/11
 2016 Heath Quinn, Samford (OF), 2/22
 2016 JP Sears, The Citadel (LHP), 2/22
 2016 Peyton Maddox, VMI (C), 3/14
 2016 JP Sears, The Citadel (LHP), 3/28
 2016 Andrew Wantz, UNCG (RHP), 4/4
 2016 Kramer Ferrell, Western Carolina (OF), 4/11
 2016 L.J. Kalawaia, UNCG (OF), 4/18
 2016 Alex Lee, Samford (1B), 4/25
 2016 Hagen Owenby, ETSU (C), 5/2
 2017 Adam Scott, Wofford (LHP), 3/6
 2017 JP Sears, The Citadel (LHP), 3/27
 2017 Josh Winder, VMI (RHP), 4/3
 2017 Bryan Sammons, Western Carolina (LHP), 4/3
 2017 Tyler Sharp, VMI (OF), 5/8
 2017 JP Sears, The Citadel (LHP), 5/8
 2018 Matt Pita, VMI (OF) 3/5
 2018 Adam Scott, Wofford (LHP) 3/5
 2018 Adam Scott, Wofford (LHP), 4/30
 2018 Jack Maynard, UNCG (SP), 3/12
 2018 Cesar Trejo, UNCG (OF), 3/12
 2018 Trey Truitt, Mercer (OF), 3/19
 2018 Jared Mihalik, Furman (IF/OF), 4/9
 2018 Spencer Holcomb, Western Carolina (C), 5/14

D1 Baseball All-America Team

2016 Kyle Lewis, Mercer (OF), 1st
 2016 Heath Quinn, Samford (OF), 2nd
 2017 JP Sears, The Citadel (P), 3rd
 2018 Robert Broom, Mercer (P), 3rd

D1 Baseball Freshman All-America Team

2015 Austin Edens, Samford (DH), 2nd
 2016 Cesar Trejo, UNCG (SS), 2nd

Golden Spikes Award

2016 Kyle Lewis, Mercer (OF)

National College Baseball Hall of Fame

2010 Charles Teague, Wake Forest
 2011 Dick Groat, Duke

NCBWA All-America Team

1993 Todd Greene, Georgia Southern (OF), 1st
 1994 Jason Beverlin, Western Carolina (P), 2nd
 1994 Kevin Hallman, Georgia Southern (3B), 3rd
 1995 William Rushing, Georgia Southern (P), 3rd
 1995 Steve Wilson, Georgia Southern (C), 3rd
 1995 Donald Morrill, The Citadel (P), HM
 1995 Chris Pollard, Davidson (P), HM
 1996 Tommy Peterman, Georgia Southern (1B), 1st
 1996 Julio Ayala, Georgia Southern (P), 3rd
 1996 Tod Lee, Georgia Southern (P), HM
 1996 Steve Wilson, Georgia Southern (C), HM
 1997 Tod Lee, Georgia Southern (P), 2nd
 2002 Randy Corn, The Citadel (P), 2nd
 2002 Lee Curtis, College of Charleston (3B), 3rd
 2002 Scooter Michael, UNCG (P), 3rd
 2003 Tom Mastny, Furman (P), 2nd
 2003 Lee Curtis, College of Charleston (2B), 3rd
 2004 Byron Barber, College of Charleston (OF), 2nd
 2004 Caleb Moore, ETSU (C), 3rd
 2005 Chris Campbell, College of Charleston (2B), 2nd
 2005 Caleb Moore, ETSU (C), 2nd
 2006 Nick Chigges, College of Charleston (SP), 2nd
 2007 Nick Chigges, College of Charleston (SP), 3rd
 2008 Chris Shehan, Georgia Southern (OF), 1st

2008 Jeremie Tice, College of Charleston (3B), 2nd
 2009 Brandon Sizemore, College of Charleston (2B), 3rd
 2010 Asher Wojciechowski, The Citadel (SP), 2nd
 2011 Ross Heffley, Western Carolina (2B), 1st
 2011 Matt Leeds, College of Charleston (3B), 1st
 2011 Victor Roache, Georgia Southern (OF), 1st
 2011 Daniel Aldrich, College of Charleston (OF), 1st
 2012 Daniel Kassouf, Appalachian State (DH), 1st
 2012 Brandon Miller, Samford (OF), 2nd
 2013 Christian Wolfe, UNCG (OF), 2nd
 2013 Joe Jackson, The Citadel (C), 3rd
 2013 Ryan Kinsella, Elon (1B), 3rd
 2013 Tyler White, Western Carolina (3B), 3rd
 2014 Casey Jones, Elon (OF), 3rd
 2015 Kyle Lewis, Mercer (OF), 2nd
 2016 Kyle Lewis, Mercer (OF), 1st
 2016 Heath Quinn, Samford (OF), 2nd
 2016 Austin Edens, Samford (DH), 2nd
 2016 Bryson Bowman, Western Carolina (OF), 3rd
 2017 Bryson Bowman, Western Carolina (OF), 3rd
 2017 JP Sears, The Citadel (SP), 3rd

NCBWA Freshman Player of the Year

2011 Daniel Aldrich, College of Charleston (OF), 1st

NCBWA Freshman All-America Team

2008 Jake Williams, Wofford (OF), 2nd
 2008 Thomas Girdwood, Elon (RP), 2nd
 2011 Daniel Aldrich, College of Charleston (OF), 1st
 2011 Phillip Ervin, Samford (OF), 2nd
 2012 Chase Griffin, Georgia Southern (C), 1st
 2013 Carl Wise, College of Charleston (IF), 2nd
 2014 Heath Quinn, Samford (OF), 1st
 2014 Garrett Chapman, Georgia Southern (3B), 2nd
 2015 Austin Edens, Samford (DH), 2nd
 2017 Caleb Webster, UNCG (3B), 1st
 2018 Le Bassett, Mercer (DH), 2nd
 2018 RJ Yeager, Mercer (SS), 2nd
 2018 Samuel Strickland, Samford (LHP), 1st
 2018 Collin Davis, Wofford (OF), 2nd
 2018 Ben Anderson, Furman (OF), 2nd

NCBWA National Player of the Week

2002 Ryan Schade, Western Carolina (SS), 2/19
 2002 Matt Hamer, The Citadel (P), 3/12
 2003 Matt Lauderdale, College of Charleston (C), 4/15
 2005 Grant Rember, Elon (OF), 2/8
 2006 Chris Swauger, The Citadel (OF), 2/21
 2006 Trey McDaniel, Western Carolina (1B), 3/28
 2006 Case Cassidy, Furman (1B), 4/25
 2008 Ty Wright, Georgia Southern (OF), 4/29
 2008 Jeremie Tice, College of Charleston (3B), 5/20
 2011 Saxon Butler, Samford (1B), 3/21
 2011 Victor Roache, Georgia Southern (OF), 4/5
 2012 Ryan Arrowood, Appalachian State (SP), 2/28
 2012 Alex Swim, Elon (C), 4/3
 2012 Henry Sisson, Davidson (SP), 4/17
 2013 C.K. Irby, Samford (DH), 3/26
 2014 Jeremy Null, Western Carolina (SP), 2/18
 2015 James Reeves, The Citadel (SP), 4/7
 2016 Andrew Wantz, UNCG (P), 4/5

Perfect Game/Rawlings All-America Team

2018 Robert Broom, Mercer (RHP), 3rd
 2018 Andrew Moritz, (OF), 3rd

USA Today/Baseball Weekly All-America Team

2000 Chris Morris, The Citadel (OF), 1st

NATIONAL/REGIONAL AWARDS

CollegeBaseballInsider.com

All-America Team

- 2003 Tom Mastny, Furman (P), 1st
- 2003 Lee Curtis, College of Charleston (2B), 2nd
- 2004 Jonathan Ellis (P), Citadel, 2nd
- 2004 Byron Barber, College of Charleston (OF), HM
- 2004 Brett Gardner, College of Charleston (OF), HM
- 2004 Ryan Johnson, College of Charleston (P), HM

USA Today/Baseball Weekly

Freshman All-America Team

- 2000 Ryan Gordon, UNCG (UT), 2nd

Sporting News Coach of the Year

- 1990 Chal Port, The Citadel

NCAA All-College World Series

(Current schools only)

- 1990 Anthony Jenkins, The Citadel (OF)
- 1990 Jason Rychlik, The Citadel (OF)

NCAA Regional MVP

- 1990 Atlantic Regional
Anthony Jenkins, The Citadel (OF)
- 2006 Lexington Regional
Alex Garabedian, College of Charleston (C)

College Home Run Derby Champion

- 2011 Daniel Aldrich, College of Charleston, R-Fr., OF
- 2016 Hagen Owenby, ETSU, So., C

College Home Run Derby Player of the Year

- 2016 Kyle Lewis, Mercer (OF)

SOCON RECORD BOOK

INDIVIDUAL SEASON BATTING

.400 CLUB

.477, Randy Ingle (APP), 1979
 .474, Bill White (CIT), 1982
 .462, Darron Healey (APP), 1988
 .455, Caleb Moore (ETSU), 2004
 .452, Joey Bergman (COFC), 2009
 .450, Joey Moffitt (APP), 1978
 .448, George Weicker (DAV), 1975
 .448, Jay Heafner (DAV), 2005
 .447, Brett Gardner (COFC), 2005
 .446, Greg Weddle (VMI), 1986
 .440, Matt Easterday (GSU), 2000
 .438, Chris Shehan (GSU), 2008
 .436, Greg Hill (MAR), 1983
 .435, Kevin Bellomo (WCU), 1991
 .432, Jimmy Powell (FUR), 1941
 .432, Buzzy West (DAV), 1955
 .430, Billy Masse (DAV), 1985
 .430, Eddy Halleman (FUR), 1986
 .429, Gordon Slade (DAV), 1968
 .429, Tim Jones (CIT), 1985
 .428, Chip Cook (MAR), 1985
 .428, Grant Brittain (WCU), 1990
 .428, Andrew Moritz (UNCG), 2018
 .427, Randy Ingram (APP), 1978
 .427, Jason Nixon (MAR), 1989
 .426, Paul Popovich (WVU), 1960
 .426, Benny Bienkowski (FUR), 1962
 .426, Scott Waugh (APP), 1990
 .425, Lee Glaze (CIT), 1986
 .425, Clint Fairey (WCU), 1986

.425, Chris Behne (APP), 2000
 .424, Phil Hubbard (VMI), 1982
 .424, Alex Tolbert (WCU), 1996
 .423, Keith Ebersole (WCU), 1977
 .423, Robbie Peele (APP), 1981
 .423, Keith LeClair (WCU), 1988
 .423, Brett Spivey (COFC), 2002
 .422, Sam Pickens (FUR), 1962
 .422, Allen Griffin (DAV), 1982
 .422, Isaac Harrow (APP), 2009
 .421, Christian Wolfe (UNCG), 2013
 .420, Mike Knox (CIT), 1982
 .420, Bill Swails (CIT), 1989
 .420, Brent Greer (WCU), 2009
 .419, Billy Morris (DAV), 1956
 .419, Phil Chewning (FUR), 1960
 .419, Steve Meredith (ETSU), 1988
 .419, Ross Heffley (WCU), 2011
 .418, Tony Martin (ETSU), 1983
 .418, Casey Jones (Elon), 2014
 .417, Richard Wieters (CIT), 1976
 .417, Allen Griffin (DAV), 1981
 .416, Kim Arey (APP), 1981
 .416, Ryan Gordon (UNCG), 2003
 .415, Scott Musgrave (APP), 1996
 .415, D.J. Wabick (COFC), 2005
 .414, Terry Smith (FUR), 1982
 .414, Griffin Benedict (GSU), 2009
 .413, Buster Holland (CIT), 1969
 .413, Matt Raleigh (WCU), 1991

.412, Byron Barber (COFC), 2004
 .410, Alan Lewis (DAV), 1986
 .410, Byron Barber (COFC), 2004
 .410, Cory Harrilchak (Elon), 2008
 .409, Robbie Morrison (MAR), 1986
 .409, Lee Curtis (COFC), 2002
 .407, Freddie Hailey (WCU), 1986
 .407, James Payne (GSU), 2005
 .406, Charles Thomas (WCU), 1999
 .406, Lee Curtis (COFC), 2002
 .405, Greg Johnson (WCU), 1983
 .405, Clint Fairey (WCU), 1987
 .404, Bill Marovic (WVU), 1964
 .404, Wes Hobson (APP), 2010
 .403, Dave Turgeon (DAV), 1987
 .403, Anthony Jenkins (CIT), 1990
 .402, Kip Hagwood (CIT), 1980
 .402, Pat Irvine (Elon), 2009
 .401, Willando Ficklin (GSU), 1992
 .401, Jody Henson (WCU), 1995
 .401, Jeremy Bruce (WCU), 1997
 .401, Brandon Waring (WOF), 2007
 .401, Reese Wade (FUR), 2008
 .400, Tom Sams (APP), 1981
 .400, Mel Kinsey (WCU), 1981
 .400, Greg Dowling (GSU), 2005
 .400, Chance Smith (CIT), 2005
 .400, Andrew Moritz (UNCG), 2016

Games played

70, David Hyatt (WCU), 1985
 67, Will Coker (CIT), 2004
 67, Chris Ard (CIT), 2004
 67, Chip Cannon (CIT), 2004
 66, Jon Aughey (CIT), 2004
 66, Garrick Haltiwanger (CIT), 1994
 66, David Beckley (CIT), 1994
 66, Jermaine Shuler (CIT), 1994
 66, Josh Stackley (CIT), 2004
 65, David Greene (CIT), 2010
 65, Kyle Jordan (CIT), 2010
 65, William Ladd (CIT), 2010
 65, Justin Mackert (CIT), 2010

At-bats

274, Jemel Spearman (GSU), 2002
 274, Josh Stackley (CIT), 2004
 273, Brett Gardner (COFC), 2005
 273, Michael Burruss (GSU), 2011
 272, Mason Davis (CIT), 2013
 272, Chris Walker (GSU), 2002
 271, Alex Swim (Elon), 2013
 270, Cole Rakar (COFC), 2010
 269, Chris Campbell (COFC), 2005
 269, Nick Liles (WCU), 2008

Runs scored

88, Joey Bergman (COFC), 2009
 85, Brett Gardner (COFC), 2005
 84, Oliver Marmol (COFC), 2007
 84, Chris Shehan (GSU), 2008
 83, Eric Johnson (WCU), 1999
 82, Jeremy Bruce (WCU), 1997
 81, Chris Morris (CIT), 2000
 80, Jeremie Tice (COFC), 2008
 79, Chris Walker (GSU), 2002
 79, Cory Harrilchak (Elon), 2009

Hits

122, Brett Gardner (COFC), 2005
 108, D.J. Wabick (COFC), 2005
 107, Matt Easterday (GSU), 2000
 107, Byron Barber (COFC), 2004
 104, Sonny Meade (CIT), 2009
 102, Chris Campbell (COFC), 2005
 102, Chris Campbell (COFC), 2007
 102, Brent Greer (WCU), 2009
 102, Cole Rakar (COFC), 2010
 101, Keith LeClair (WCU), 1988
 101, Kevin Bellomo (WCU), 1991

Doubles

31, Caleb Moore (ETSU), 2004
 30, David Rubinstein (APP), 2007
 27, D.J. Wabick (COFC), 2005
 27, Tyler White (WCU), 2013
 27, Conor Clancey (WOF), 2015
 26, Dustin Langley (GSU), 2000
 26, Rod Goldston (WCU), 2003
 26, Lee Curtis (COFC), 2003
 26, Cole Rakar (COFC), 2010
 26, Saxon Butler (SAM), 2011
 25, Tyson Whitley (GSU), 1995
 25, Alex Tolbert (WCU), 1996
 25, Aaron Haigler (CIT), 1998
 25, Andy Baxter (ETSU), 2001
 25, Joey Bergman (COFC), 2009
 25, Hunter Swilling (SAM), 2016

Triples

11, Lee Curtis (COFC), 2003
 10, Dave Cardwell (ETSU), 1979
 10, Mike Johnson (UTC), 1981
 10, Marcos Velazquez (ETSU), 1982
 10, Chris Swauger (CIT), 2006
 10, Andrew Moritz (UNCG), 2018
 9, Lee Curtis (COFC), 2002
 9, Brett Gardner (COFC), 2004
 8, Don Herman (GWU), 1959
 8, Bryan Snyder (ETSU), 1981
 8, Chris Campbell (COFC), 2007
 8, Chris Dove (Elon), 2007

SOCON RECORD BOOK

Home runs

30, Victor Roache (GSU), 2011
27, Brandon Waring (WOF), 2007
26, Tommy Peterman (GSU), 1996
26, Steve Harris (WCU), 1999
26, Michael Harrington (COFC), 2008
25, Clint Fairey (WCU), 1988
25, Matt Raleigh (WCU), 1992
25, Jeremie Tice (COFC), 2008
23, Chase Austin (Elon), 2009
23, Brandon Miller (SAM), 2012

Grand slams

3, John Piepenbrink (MAR), 1990
3, Dominic Franchini (FUR), 2002
3, Todd Buchanan (WCU), 2003
3, A.J. Wirnsberger (GSU), 2008
3, Isaac Harrow (APP), 2009
3, Victor Roache (GSU), 2011
3, Saxon Butler (SAM), 2011
3, Trey Truitt (MER), 2015

Runs batted in

88, Matt Leeds (COFC), 2010
87, Chris Campbell (COFC), 2005
86, Philip Hartig (CIT), 2000
84, Chris Moore (WCU), 1999
84, Scott Henley (GSU), 2001
84, Kenny Smith (WCU), 2007
84, Victor Roache (GSU), 2011
83, Jody Pollock (GSU), 1999
83, Jeremie Tice (COFC), 2008
82, Tommy Peterman (GSU), 1996
82, Chris Campbell (COFC), 2007
82, Michael Harrington (COFC), 2008
82, Brandon Sizemore (COFC), 2008
82, Bennett Davis (ELON), 2008

Total bases

192, Jeremie Tice (COFC), 2008
189, Brandon Waring (WOF), 2007
189, Kenny Smith (WCU), 2007
187, Tommy Peterman (GSU), 1996
187, Matt Easterday (GSU), 2000
187, Chris Shehan (GSU), 2008
179, Keith LeClair (WCU), 1988
179, Victor Roache (GSU), 2011
178, Chase Austin (Elon), 2009
175, Philip Hartig (CIT), 2000
175, Chris Campbell (COFC), 2007

Slugging percentage

.897, Mike Nipper (ETSU), 1983
.865, Greg Weddle (VMI), 1985
.851, Brandon Waring (WOF), 2007
.838, Jeremie Tice (COFC), 2008
.835, Chris Shehan (GSU), 2008
.810, George Weicker (DAV), 1975
.804, Pete Camelo (APP), 1982
.789, Pat Irvine (Elon), 2009
.786, Dave Turgeon (DAV), 1987
.781, Ty Wright (GSU), 2008

On-base percentage (since 2000)

.557, Chris Shehan (GSU), 2008
.551, Joey Bergman (CofC), 2009
.535, Kyle Lewis (MER), 2016
.533, Jay Heafner (DAV), 2005
.533, Pat Irvine (Elon), 2009
.531, Blake Murphy (WCU), 2008
.528, Griffin Benedict (GSU), 2009
.520, Chris McGuinness (CIT), 2009
.518, Brandon Waring (WOF), 2007
.515, Alan Beck (WCU), 2001

Stolen bases

84, Chris Morris (CIT), 2000
52, Chris Morris (CIT), 1999
50, Antoine Moran (GSU), 1996
49, Terrence Smalls (CIT), 1998
48, Chris Walker (GSU), 2002
46, Tim Jones (CIT), 1985
46, Eric Johnson (WCU), 1999
46, Billy Colome (COFC), 1999
43, Shawn Payne (GSU), 2010
41, Chris Walker (GSU), 2001
41, Hunter Burton (FUR), 2014

Strikeouts

76, Drew Ellis (CIT), 2015
74, Justin Hilt (Elon), 2009
73, Andrew Pope (DAV), 2014
73, Tripp Martin (SAM), 2014
73, Michael Diodato (VMI), 2017
70, Chad Hayes (UNCG), 2001
70, Brad Felder (CIT), 2010
69, Hugh Eden (DAV), 2008
69, Peyton Maddox (VMI), 2017
68, Collin Fleischer (VMI), 2017

Walks

71, Chip Cannon (CIT), 2004
66, Kyle Lewis (MER), 2016
65, Chris McGuinness (CIT), 2009
63, Dan McDonnell (CIT), 1992
62, Dan McDonnell (CIT), 1990
62, Chris Moore (WCU), 1998
61, Ricky Orton (UNCG), 2008
61, Rob Kral (CofC), 2011
59, Matt Raleigh (WCU), 1992
59, Sy Jones (GSU), 1995
59, Alex Tolbert (WCU), 1997

Hit by pitch

32, Gary Morris (Elon), 2005
29, Graham Maiden (COFC), 2007
26, Byron Barber (COFC), 2004
26, Chris Barker (UNCG), 2010
25, Cameron Dullnig (WCU), 2010
24, James Payne (GSU), 2003
24, Byron Barber (COFC), 2004
24, Griffin Benedict (GSU), 2009
23, Andrew Orzel (WOF), 2018
22, Oliver Marmol (COFC), 2007
22, Jonathan Greene (WCU), 2007
22, Bennett Davis (Elon), 2008

22, Matt Leeds (COFC), 2010
22, Neal Pritchard (Elon), 2010
22, Bo Thompson (CIT), 2014

Sacrifice hits

22, Jackson Ware (MER), 2017
21, Brett Gardner (COFC), 2004
20, Ben Morgan (GSU), 2011
18, Bobby Martin (UNCG), 2011
18, Alec Paradowski (WOF), 2013
17, Brett Gardner (COFC), 2005
17, Charlie Madden (MER), 2016
16, Adam Weaver (Elon), 2007
16, Brad Moss (SAM), 2011
15, Will Coker (CIT), 2004
15, Jess Easterling (COFC), 2004
15, Andrew Greene (FUR), 2005
15, Oliver Marmol (COFC), 2006
15, Eric Brindle (UNCG), 2011
15, Brad Moss (SAM), 2012
15, Hughston Armstrong (CIT), 2014

Sacrifice flies

12, Tim Carrier (UNCG), 2008
11, Chris Campbell (COFC), 2006
11, Collin Woody (UNCG), 2016
10, Kirk Strebina (UNCG), 2003
9, Will Callaway (APP), 2013
9, Tavy Smalls (CIT), 2000
9, Chris Campbell (COFC), 2007
8, Tommy Peterman (GSU), 1996
8, Jess Easterling (COFC), 2004
8, Chris Price (Elon), 2006
8, Ryan Addison (Elon), 2006
8, Gregory Zage (DAV), 2006
8, Jordy Snyder (Elon), 2007
8, Ryan Adams (Elon), 2010
8, Stephen Notaro (WCU), 2011
8, Trevor Edwards (UNCG), 2013
8, Mason Davis (CIT), 2014
8, Bryson Bowman (WCU), 2017
8, Brett Rodriguez (WOF), 2018

Hitting streaks

29, Billy Colome (COFC), 1999
29, Mason Meredith (SAM), 2009
28, Garrick Haltiwanger (CIT), 1995-96
28, Matt Easterday (GSU), 2000
27, Phil King (FUR), 1964-65
27, Scott Lyman (WCU), 1992-93
27, Chris Ard (CIT), 2003
27, A.J. Davidiuk (FUR), 2004-05
27, Rand Smith (APP), 2009
27, Will Callaway (APP), 2013
27, Bryson Bowman (WCU), 2017

SOCON RECORD BOOK

INDIVIDUAL CAREER BATTING

250-HIT CLUB

360, Philip Hartig (CIT), 1998-01
 355, Chris Campbell (COFC), 2004-07
 355, Sonny Meade (CIT), 2006-09
 354, Ross Heffley (WCU), 2009-12
 339, Eric Phillips (GSU), 2009-12
 336, Barrett Shaft (WCU), 2005-08
 326, Scott Henley (GSU), 1998-01
 322, Nick Orvin (CIT), 2009-12
 318, Wes Hobson (APP), 2007-10
 314, Chris Swauger (CIT), 2005-08
 312, Greg Dowling (GSU), 2003-06
 311, Chris Moore (WCU), 1996-99
 310, Bryan Altman (CIT), 2007-10
 302, Matt Raleigh (WCU), 1989-92
 297, Brett Gardner (COFC), 2002-05
 296, Chris Ard (CIT), 2002-05
 296, Alex Swim (Elon), 2010-13
 295, Terrence Smalls (CIT), 1995-98
 291, Bo Betchman (CIT), 1994-97
 289, Phillip Coker (COFC), 2003-06
 288, Derek Norman (FUR), 2001-04
 287, Tyler White (WCU), 2010-13

286, Freddie Hailey (WCU), 1984-87
 285, Alan Beck (WCU), 2000-03
 284, Clint Fairey (WCU), 1986-89
 283, Hector Crespo (APP), 2010-13
 277, A.J. Wirnsberger (GSU), 2007-10
 275, Griffin Benedict (GSU), 2006-09
 272, Tim Frend (DAV), 1999-02
 271, Todd Roper (WCU), 2001-04
 270, Mike Tidick (WCU), 1991-94
 270, Bradley Strong (WCU), 2012-15
 268, Tyler Zupcic (APP), 2010-12, 2014
 267, Austin Edens (SAM), 2015-18
 266, Jon Aughey (CIT), 2002-05
 265, Mac Doyle (WOF), 2009-12
 264, Skip Nelloms (WCU), 1985-88
 264, Brett Spivey (COFC), 2000-03
 264, A.J. Davidiuk (FUR), 2003-06
 264, Nick Liles (WCU), 2007-09
 264, Aaron Attaway (WCU), 2011-14
 264, T.J. Dixon (SAM), 2014-17
 263, Mike Carson (WCU), 1984-87
 263, Trey Truitt (MER), 2015-18

262, Martin Barrow (WCU), 1995-98
 262, Ryan Gordon (UNCG), 2000-04
 262, Jordan Simpson (FUR), 2013-16
 261, Rod Goldston (WCU), 2000-03
 260, Shane Kirkley (WOF), 2005-08
 260, Isaac Harrow (APP), 2006-09
 260, Chris Ohmstede (FUR), 2012-15
 260, Chris Cook (ETSU)
 259, Cole Rakar (CofC), 2008-11
 258, Chris Catanzaro (VMI), 1998-01
 258, Matt Matulia (CIT), 2003-06
 257, David Beckley (CIT), 1993-96
 257, Josh Stackley (CIT), 2002-05
 257, James Foster (WOF), 2009-12
 256, Will Muzika (FUR), 2010-13
 254, Chris Shehan (GSU), 2006-08
 253, Aaron Maher (ETSU), 2015-18
 252, Andrew Moritz (UNCG), 2016-18
 251, Tyson Whitley (GSU), 1994-97
 250, Jay Heafner (DAV), 2003-06

Games played

242, Matt Raleigh (WCU), 1989-92
 240, Chris Campbell (CofC), 2004-07
 239, Philip Hartig (CIT), 1998-01
 239, Alex Swim (Elon), 2010-13
 238, Terrence Smalls (CIT), 1995-98
 238, Bryan Altman (CIT), 2007-10
 237, Chris Swauger (CIT), 2005-08
 236, David Beckley (CIT), 1993-96
 236, Bo Betchman (CIT), 1994-97
 236, Matt Matulia (CIT), 2003-06
 236, Nick Orvin (CIT), 2009-12

At-bats

1,005, Nick Orvin (CIT), 2009-12
 999, Chris Campbell (CofC), 2004-07
 983, Philip Hartig (CIT), 1998-01
 974, Alex Swim (Elon), 2010-13
 969, Bryan Altman (CIT), 2007-10
 963, Sonny Meade (CIT), 2006-09
 934, Chris Swauger (CIT), 2005-08
 933, Ross Heffley (WCU), 2009-12
 928, Barrett Shaft (WCU), 2005-08
 927, Eric Phillips (GSU), 2009-12

Runs scored

251, Matt Raleigh (WCU), 1989-92
 240, Chris Moore (WCU), 1996-99
 229, Philip Hartig (CIT), 1998-01
 223, Wes Hobson (APP), 2007-10
 222, Terrence Smalls (CIT), 1995-98
 217, Nick Orvin (CIT), 2009-12
 216, Freddie Hailey (WCU), 1984-87
 216, Alan Beck (WCU), 2000-03
 214, Brett Gardner (CofC), 2002-05
 211, Chris Swauger (CIT), 2005-08

Doubles

79, Chris Campbell (CofC), 2004-07
 78, Wes Hobson (APP), 2007-10
 75, Philip Hartig (CIT), 1998-01
 71, Chris Catanzaro (VMI), 1998-01
 71, Chris Swauger (CIT), 2005-08
 70, Rod Goldston (WCU), 2000-03
 70, Sonny Meade (CIT), 2006-09
 68, Chris Moore (WCU), 1996-99
 65, Isaac Harrow (APP), 2006-09
 64, Bryan Altman (CIT), 2007-10
 64, Tyler White (WCU), 2010-13

Triples

23, Andrew Moritz (UNCG), 2016-18
 20, Lee Curtis (CofC), 2002-03
 19, Tony Martin (ETSU), 1980-83
 18, Corey Overholtzer (UNCG), 2007-10
 18, Bradley Strong (WCU), 2012-15
 17, Konstantine Diamaduros (WOF), 2009-12
 16, Ryan Gordon (UNCG), 2000-04
 16, Brett Gardner (CofC), 2002-05
 16, Chris Swauger (CIT), 2005-08
 15, Martin Barrow (WCU), 1995-98
 15, Mac Doyle (WOF), 2009-12
 15, T.J. Dixon (SAM), 2014-17
 15, Kody Ruedisili (WOF), 2014-17



Western Carolina's Matt Raleigh (34) is the SoCon's career leader in games played (242), home runs (68) and runs scored (251). Raleigh played for the Cata-mounts from 1989-92.

SOCON RECORD BOOK



The Citadel's Philip Hartig (1998-2001) finished his career as the SoCon's all-time hits leader with 360.

Home runs

68, Matt Raleigh (WCU), 1989-92
 64, Philip Hartig (CIT), 1998-01
 61, Clint Fairey (WCU), 1986-89
 52, Austin Edens (SAM),
 51, Mike Nipper (ETSU), 1981-83
 51, Tommy Peterman (GSU), 1994-96
 51, Alex Tolbert (WCU), 1994-97
 50, Chris Moore (WCU), 1996-99
 50, Scott Henley (GSU), 1998-01
 50, Shane Kirkley (WOF), 2005-08
 48, A.J. Wirnsberger (GSU), 2007-10

Grand slams

5, Todd Buchanan (WCU), 2000-03
 5, Victor Roache (GSU), 2010-12
 4, Greg Dowling (GSU), 2003-06
 4, Adam Martin (WCU), 2011-14
 3, Billy Masse (DAV), 1985-87
 3, John Piepenbrink (MAR), 1987-90
 3, Tim Frend (DAV), 1999-02
 3, Dominic Franchini (FUR), 2001-04
 3, Chip Cannon (CIT), 2001-04
 3, Isaac Harrow (APP), 2006-09
 3, A.J. Wirnsberger (GSU), 2007-10
 3, Saxon Butler (SAM), 2011-12
 3, Phillip Ervin (SAM), 2011-13
 3, Trey Truitt (MER), 2015-16
 3, Dillon Stewart (UNCG), 2014, 16-17

Total bases

655, Philip Hartig (CIT), 1998-01
 580, Matt Raleigh (WCU), 1989-92
 566, Chris Campbell (CofC), 2004-07
 545, Chris Moore (WCU), 1996-99
 539, Scott Henley (GSU), 1998-01
 532, Ross Heffley (WCU), 2009-12
 531, Chris Swauger (CIT), 2005-08
 504, Wes Hobson (APP), 2007-10
 490, A.J. Wirnsberger (GSU), 2007-10
 488, Alan Beck (WCU), 2000-03

Runs batted in

290, Philip Hartig (CIT), 1998-01
 290, Chris Campbell (CofC), 2004-07
 254, Chris Moore (WCU), 1996-99
 239, Matt Raleigh (WCU), 1989-92
 236, Scott Henley (GSU), 1998-01
 222, Alan Beck (WCU), 2000-03
 222, Ross Heffley (WCU), 2009-12
 218, A.J. Wirnsberger (GSU), 2007-10
 212, Skip Nelloms (WCU), 1985-88
 207, Sonny Meade (CIT), 2006-09

Batting average (minimum 250 AB)

.433, Bill White (CIT), 1980-82
 .406, Andrew Moritz (UNCG), 2016-18
 .404, Randy Ingle (APP), 1977-79
 .404, Lee Curtis (CofC), 2002-03
 .403, Keith Ebersole (WCU), 1977-78
 .390, Robie Peele (APP), 1981-83
 .388, Greg Hill (MAR), 1980-83
 .388, Clint Fairey (WCU), 1986-89
 .388, Joey Bergman (CofC), 2007-10
 .383, Billy Masse (DAV), 1985-87
 .383, Byron Barber (CofC), 2004-05

Slugging percentage

.742, Lee Curtis (CofC), 2002-03
 .726, Todd Greene (GSU), 1992-93
 .710, Billy Masse (DAV), 1985-87
 .704, Kyle Lewis (MER), 2015-16
 .693, Matt Raleigh (WCU), 1989-92
 .690, Tony Welborn (APP), 1983-86
 .682, Brandon Waring (WOF), 2005-07
 .680, Ed Dubiel (APP), 1986-87
 .667, Philip Hartig (CIT), 1998-01
 .665, Matt Leeds (CofC), 2008, 10-11

Stolen bases

147, Chris Morris (CIT), 1998-00
 115, Terrence Smalls (CIT), 1995-98
 106, Antoine Moran (GSU), 1994-97
 103, David Beckley (CIT), 1993-96
 103, Chris Walker (GSU), 1999-02
 101, Hector, Crespo (APP), 2010-13
 100, David Groseclose (VMI), 1992-95
 99, Dan McDonnell (CIT), 1989-92
 96, Jody Wade (FUR), 1996-99
 96, Brett Gardner (CofC), 2002-05

Strikeouts

246, Kyle Jordan (CIT), 2007-10
 239, Trey Truitt (MER), 2015-18
 214, Jason Randall (CIT), 2000-03
 208, Andrew Barna (DAV), 2010-13
 195, Jon Aughey (CIT), 2002-05
 193, David Beckley (CIT), 1993-96
 190, Mac Doyle (WOF), 2009-12
 186, Brett Anderson (CofC), 2002-05
 185, Jeremiah Parvin (DAV), 1998-01
 183, Matt Johns (WCU), 2008-11

Walks

185, Dan McDonnell (CIT), 1989-92
 174, Bo Betchman (CIT), 1994-97
 156, Chip Cannon (CIT), 2001-04
 149, Sy Jones (GSU), 1993-96
 147, Alec Paradowski (WOF), 2013-16
 144, Chris Moore (WCU), 1996-99
 144, Blake Murphy (WCU), 2005-08
 142, Alan Beck (WCU), 2000-03
 140, Chris Swauger (CIT), 2005-08
 138, Brendan Gilligan (GSU), 2000-03

Hit by pitch

62, J.R. Revere (GSU), 1999-02
 56, James Payne (GSU), 2002-05
 54, Oliver Marmol (CofC), 2005-07
 53, Griffen Benedict (GSU), 2006-09
 53, Drew DeKerlegand (CIT), 2011-14
 52, Neal Pritchard (Elon), 2008-11
 51, Daryl Byrd (CIT), 1999-01
 51, Brett Anderson (CofC), 2002-05
 50, Carlos Love (GSU), 2000-03
 49, Keith Munns (WOF), 2005-08

Sacrifice hits

53, Brett Gardner (CofC), 2002-05
 51, Jackson Ware (MER), 2015-18
 50, Brad Moss (SAM), 2009-12
 44, Kyle Jordan (CIT), 2007-10
 42, Ben Morgan (GSU), 2011-14
 38, Jess Easterling (CofC), 2004-06
 38, Andrew Greene (FUR), 2003-06
 38, Oliver Marmol (CofC), 2005-07
 37, Ben Morgan (GSU), 2011-13
 36, Brian Pierce (GSU), 2006-09
 36, Charlie Madden (MER), 2015-17

Sacrifice flies

28, Chris Campbell (CofC), 2004-07
 22, Sonny Meade (CIT), 2006-09
 21, Brandon Burns (GSU), 2001-04
 20, Chris Price (Elon), 2004-06
 19, Alex Swim (Elon), 2010-13
 18, Jacob Hoyle (WCU), 2012-15
 17, Isaac Harrow (APP), 2006-09
 17, Ray Quinones (UNCG), 2008-11
 17, Neal Pritchard (Elon), 2008-11
 17, Eric Phillips (GSU), 2009-12
 17, Konstantine Diamaduros (WOF), 2009-12
 17, Trevor Edwards (UNCG), 2009, 2011-13
 17, Will Callaway (APP), 2011-13
 17, Jacob Hoyle (WCU), 2012-14
 17, Collin Woody (UNCG), 2015-16

SOCON RECORD BOOK

INDIVIDUAL SEASON PITCHING

10-WIN CLUB

15, Julio Ayala (GSU), 1996
12, Mike Cherry (CIT), 1983
12, Pete Hardee (APP), 1984
12, Scott Gay (WCU), 1985
12, Will Ertel (FUR), 1991
12, Jason Beverlin (WCU), 1993
12, Matt Baber (ETSU), 1999
12, David Ray (GSU), 2000
12, Scooter Michael (UNCG), 2002
12, Ryan Johnson (COFC), 2004
12, Jonathan Ellis (CIT), 2004
12, Asher Wojciechowski (CIT), 2010
12, Josh Martin (SAM), 2012
11, Moe Bauer (WF), 1950
11, Joe Graves (ETSU), 1981
11, Greg Wilcox (DAV), 1988
11, Jack Kimel (WCU), 1990
11, Phillip Grundy (WCU), 1991
11, Jason Beverlin (WCU), 1994
11, William Rushing (GSU), 1995
11, Chris Pollard (DAV), 1995
11, Mark DiFelice (WCU), 1998
11, Ron Colvard (CIT), 2000
11, Ian Ostlund (VMI), 2000
11, Brett Lewis (GSU), 2002
11, George Lehr (WOF), 2002
11, Ryan Johnson (COFC), 2002
11, Tom Mastny (FUR), 2003
11, Jarrett Santos (UNCG), 2003
11, Nick Chigges (COFC), 2006
11, Nick Chigges (COFC), 2007
11, Ben Austin (WOF), 2007
11, Chris Mederos (GSU), 2009
11, Ryan Arrowood (APP), 2012
11, Alex Ledford (SAM), 2014
10, Jim Heise (WVU), 1955
10, John Katona (FUR), 1971
10, Doug Pounder (CIT), 1971
10, Mickey Britt (ECU), 1976
10, Jerry Reed (WCU), 1977
10, Jeff Andrews (ETSU), 1981
10, Scott Gay (WCU), 1984
10, Keith Smith (WCU), 1986
10, Ken Britt (CIT), 1990
10, Jack Kimel (WCU), 1992
10, Britt Reames (CIT), 1995
10, Mark DiFelice (WCU), 1997
10, Rodney Hancock (CIT), 1999
10, Matt Baber (ETSU), 2000
10, Derrick Hawk (WCU), 2003
10, Jeremy Hall (ETSU), 2005
10, Matt Chastain (Elon), 2006
10, Patrick Curran (UNCG), 2006
10, Everett Teaford (GSU), 2006
10, Garrett Sherrill (APP), 2007
10, Steven Hensley (Elon), 2008
10, Jimmy Reyes (Elon), 2010
10, Matt Pegler (CofC), 2012
10, Charles Basford (SAM), 2012
10, Matthew Milburn (WOF), 2015
10, Will Gaddis (FUR), 2016
10, Matt Frisbee (UNCG), 2018
10, Robert Broom (MER), 2018

100-STRIKEOUT CLUB

172, William Rushing (GSU), 1995
159, Brian Wiley (CIT), 1998
159, Brian Rogers (CIT), 1998
155, Asher Wojciechowski (CIT), 2010
154, Jason Beverlin (WCU), 1994
150, Brian Wiley (CIT), 1999
143, Julio Ayala (GSU), 1996
142, JP Sears (CIT), 2017
137, Adam Scott (WOF), 2018
135, Britt Reames (CIT), 1994
135, Chris Mason (UNCG), 2005
132, Mike Cherry (CIT), 1983
131, Jonathan Ellis (CIT), 2004
127, Dick Almes (CIT), 1959
124, Clark Maxwell (WCU), 1995
124, Austin Cox (MER), 2018
123, John Radosevich (WVU), 1964
123, Britt Reames (CIT), 1995
123, Rodney Hancock (CIT), 1999
122, Brett Lewis (GSU), 1999
122, Brett Lewis (GSU), 2002
122, Everett Teaford (GSU), 2006
120, John Radosevich (WVU), 1965
120, Justin Hess (GSU), 2013
119, Paul Chuma (WVU), 1959
118, Scott Gay (WCU), 1985
118, Dennis Dove (GSU), 2003
118, Everett Teaford (GSU), 2005
116, Matt Frisbee (UNCG), 2018
115, David Ray (GSU), 2000
115, Chris Beck (GSU), 2012
115, James Reeves (CIT), 2015
114, Luke Leftwich (WOF), 2015
113, Smitty Holland (CIT), 1966
113, William Rushing (GSU), 1994
113, Ryan Gordon (UNCG), 2000
113, Everett Teaford (GSU), 2004
113, Chris Mederos (GSU), 2009
112, Nick Chigges (COFC), 2007
112, Josh Winder (VMI), 2017
111, Jim Heise (WVU), 1955
111, David Ray (GSU), 2000
111, Robert Broom (MER), 2018
110, Hank Bunnell (GWU), 1970
110, Mark DiFelice (WCU), 1998
109, John Katona (FUR), 1971
109, Jeff Keppen (GSU), 1997
109, Chris Beck (GSU), 2011
109, Jeremy Null (WCU), 2013
108, Bryan Sammons (WCU), 2017
108, Adam Scott (WOF), 2017
107, Reid Casey (ETSU), 2001
107, Steven Hensley (Elon), 2007
107, Brandon Yarusi (WOF), 2012
107, Jimmy Nesselt (ETSU), 2015
106, Percy Sensabaugh (VMI), 1964
106, Tim Barr (DAV), 1977
106, Mike Cherry (CIT), 1982
106, Jason Beverlin (WCU), 1993
106, Jarrett Santos (UNCG), 2003
106, Tom Mastny (FUR), 2003
105, Jerry Meadows (WVU), 1967
105, Hal Baird (ECU), 1971
104, Gettys Glaze (CIT), 1992
104, Ryan Cummings (GSU), 1997
104, Matt Baber (ETSU), 2000
103, Tom Mastny (FUR), 2003
103, John Carroll (GSU), 2003
103, Matthew Milburn (WOF), 2016
102, Clark Maxwell (WCU), 1997
102, Jared Burton (WCU), 2002
102, Jesse Morris (WOF), 2013
101, Clark Maxwell (WCU), 1996
101, Taft Cable (UNCG), 2000
101, Graham Godfrey (COFC), 2006
101, Jimmy Reyes (Elon), 2009
100, Matt Spade (MAR), 1994
100, Nick Chigges (COFC), 2006
100, Brendan Nail (WCU), 2017
100, Taylor Purus (WCU), 2018

Innings pitched

160.0, William Rushing (GSU), 1995
152.0, Julio Ayala (GSU), 1996
136.1, Jonathan Ellis (CIT), 2004
133.2, Matt Baber (ETSU), 2000
132.1, Will Ertel (FUR), 1991
126.1, Brett Lewis (GSU), 2002
125.2, Asher Wojciechowski (CIT), 2010
125.0, Ryan Basner (WCU), 2003
124.1, Jason Beverlin (WCU), 1994
124.0, Tom Mastny (FUR), 2003

Appearances

48, Zach Sherrill (CIT), 2013
47, Jason Richman (GSU), 2014
42, Todd Lee (GSU), 1997
41, Jarrett Santos (UNCG), 2003
41, Zach Lavery (CIT), 2015
41, Conard Broom (MER), 2016
40, Mike Manning (WCU), 1994
40, Ted Toler (UNCG), 2001
40, David Rivera (CIT), 2013
40, Matt McCall (GSU), 2014

Starts

22, Julio Ayala (GSU), 1996
20, William Rushing (GSU), 1995
19, Matt Baber (ETSU), 2000
19, Austin Redwine (WOF), 2007
19, Chris Beck (GSU), 2011
18, Clint Sauls (GSU), 1998
18, Everett Hancock (UNCG), 2000
18, Corey Ethridge (FUR), 2000
18, Brett Lewis (GSU), 2000
18, Everett Hancock (UNCG), 2001
18, Tom Mastny (FUR), 2002
18, Ryan Basner (WCU), 2003
18, Jonathan Ellis (CIT), 2004
18, Jeremy Hall (ETSU), 2005
18, Austin Redwine (WOF), 2006
18, Ben Austin (WOF), 2007
18, Bryan Sammons (WCU), 2016

SOCON RECORD BOOK

Losses

13, Taylor Purus (WCU), 2018
 12, Ben Hager (APP), 2000
 11, Danny Clark (ETSU), 1990
 11, Duke Acors (VMI), 2002
 11, Nick Peterson (APP), 2003
 10, Richard Godsey (FUR), 1966
 10, Chris Johnson (ETSU), 1985
 10, Heath Doyle (ETSU), 1998
 10, Kyle Hadden (WOF), 2000
 10, George Lehr (WOF), 2000
 10, Phil Hendrix (VMI), 2002
 10, Kyle Shiplett (APP), 2002
 10, Jarrod Rampey (WOF), 2003
 10, Jonathan Reeder (APP), 2005
 10, Rob Wilson (DAV), 2007
 10, Warren Slack (UNCG), 2010

Earned run average (min. 30 IP)

0.45, Denny Taylor (WVU), 1968
 0.56, Ron Hastings (ECU), 1970
 0.60, Mike Sullivan (MAR), 1980
 0.65, Vaughn Kovach (WVU), 1966
 0.67, Percy Sensabaugh (VMI), 1964
 0.69, Roger Hatcher (UR), 1973
 0.83, Terry Deavers (FUR), 1969
 0.85, Marshall Dellinger (ECU), 1967
 0.85, Dan Kyslinger (WCU), 1992
 0.87, Richardson (W&M), 1971

Complete games

11, Howard Bryan (DAV), 1966
 11, Rick Pipan (DAV), 1971
 11, Will Ertel (FUR), 1991
 11, Chris Pollard (DAV), 1995
 11, Matt Baber (ETSU), 1999
 10, Blair Thomas (VMI), 1951
 10, John Katona (FUR), 1970
 10, John Katona (FUR), 1971
 10, Joel Tew (DAV), 1975
 10, Tim Barr (DAV), 1977
 10, Jonathan Coulombe (DAV), 1997

Walks

81, Kyle Hadden (WOF), 2000
 71, Brian Chapman (APP), 2002
 69, Ray Yeoman (CIT), 1972
 69, Kirk Burnett (FUR), 1985
 66, William Rushing (GSU), 1995
 65, Scott Weaver (DAV), 1985
 65, Jamie Furr (CIT), 1988
 65, George Lehr (WOF), 2000
 64, Tim Purcell (DAV), 1978
 64, Travis Trammell (WOF), 2000

Shutouts

9, Donald Marillo (CIT), 1992-95
 5, Gettys Glaze (CIT), 1992
 4, Frank Griffith (UR), 1962
 4, Dick Balderson (UR), 1967
 4, Jim Raynor (ECU), 1967
 4, Ron Hastings (ECU), 1969
 4, Mike Pendleton (CIT), 1978
 4, Frank Galloway (CIT), 1979
 4, Jeff Andrews (ETSU), 1980
 4, Jeff Montgomery (MAR), 1981

Saves

17, Paul Thornton (GSU), 1993
 17, Thomas Girdwood (Elon), 2009
 16, Nathan Hyatt (APP), 2012
 15, Brett Harker (COFC), 2005
 15, Josh McLaughlin (COFC), 2006
 15, Link Saunders (CIT), 2006
 15, Andrew Jones (SAM), 2011
 15, Skylar Hunter (CIT), 2014
 15, Will Stillman (WOF), 2015
 14, Mike Manning (WCU), 1994
 14, Preston Hatcher (WCU), 2013
 14, Andres Gracia (SAM), 2014

Strikeouts per 9 innings

15.0, John Radosevich (WVU), 1963
 14.9, Tod Lee (GSU), 1996
 14.7, Paul Chuma (WVU), 1959
 14.2, Percy Sensabaugh (VMI), 1964
 14.1, Smitty Holland (CIT), 1966
 14.1, Buster Holland (CIT), 1966
 14.1, Brian Wiley (CIT), 1998
 14.0, John Radosevich (WVU), 1965
 13.8, Tod Lee (GSU), 1995
 13.8, Tod Lee (GSU), 1997

Hit batters

27, Scott Musgrave (APP), 1995
 27, Travis Trammell (WOF), 2000
 23, George Lehr (WOF), 2000
 22, David Peterson (COFC), 2010
 20, Jamie McDonald (DAV), 2000
 19, Austin Redwine (WOF), 2007
 19, Mike Tavernier (WCU), 2009
 19, David Peterson (CofC), 2011
 17, Corey Ethridge (FUR), 2000
 17, Thomas Middour (DAV), 2009
 17, Josh Renfro (CofC), 2012
 17, Max Povse (UNCG), 2013
 17, Tyler Moore (APP), 2014


INDIVIDUAL GAME PITCHING

Strikeouts

22 John Radosevich (WVU)
 vs. Waynesburg, 4/16/64
 20 Hal Baird (ECU)
 vs. George Washington, 1970
 20 Rodney Hancock (CIT)
 vs. Furman, 5/19/99
 20 JP Sears (CIT)
 vs. VMI, 3/24/17
 19 Mike Cherry (CIT)
 vs. Augusta, 3/12/83
 19 JP Sears (CIT)
 at VMI, 3/25/16

Opposing batting average (since 2000)

.157, Randy Corn (CIT), 2002
 .178, Tom Mastny (FUR), 2003
 .170, Robert Broom (MER), 2018
 .195, Robert Broom (MER), 2017
 .198, Scott Tolbert (GSU), 2003
 .199, Andrew Wantz (UNCG), 2016
 .203, Danny Mooney (DAV), 2014
 .204, JP Sears (CIT), 2017
 .205, Nick Chigges (CofC), 2006
 .207, Matt Murray (GSU), 2011
 .209, Randy Corn (CIT), 2001
 .209, Josh Wirsu (GSU), 2014



Georgia Southern's William Rushing struck out a conference-record 172 batters in 1995.

SOCON RECORD BOOK

INDIVIDUAL CAREER PITCHING

Wins

36, Brett Lewis (GSU), 1999-02
34, Mark DiFelice (WCU), 1995-98
33, Jack Kimel (WCU), 1989-92
32, Scooter Michael (UNCG), 2001-04
31, Nick Chigges (CofC), 2004-07
30, Mike Montei (CIT), 1984-87
30, Clark Maxwell (WCU), 1994-97
29, John Katona (FUR), 1969-72
29, Mike Pendleton (CIT), 1978-81
28, Tom Mastny (FUR), 2000-03
28, Ryan Arrowood (APP), 2009-12

Appearances

140, Zach Sherrill (CIT), 2012-15
136, Mike Frongello (DAV), 2008-11
135, Raymond Copenhaver (CIT), 2007-10
130, Ted Toler (UNCG), 1998-01
121, Ryan Foster (WCU), 2000-03
118, Rob Purvis (FUR), 1999-02
115, Ross White (CIT), 2012-15
112, Tom Martin (CIT), 1995-98
112, George Lehr (WOF), 1999-02
110, Elliott Warford (FUR), 2012-15
109, Tod Lee (GSU), 1995-97
109, Jason Cadenhead (GSU), 1999-03

Starts

71, Brett Lewis (GSU), 1999-02
60, Reid Casey (ETSU), 1999-02
59, Wes Wrenn (CIT), 2006-09
59, Jordan Smith (WCU), 2011-14
58, Corey Etheridge (FUR), 1999-02
58, Tom Mastny (FUR), 2000-03
57, Austin Redwine (WOF), 2004-07
57, Bryan Sammons (WCU), 2014-17
56, Scooter Michael (UNCG), 2001-04
56, Matt Andress (APP), 2007-10
56, Matt Crim (CIT), 2006-09

Innings pitched

480.2, Brett Lewis (GSU), 1999-02
410.2, Reid Casey (ETSU), 1999-02
405.0, Tom Mastny (FUR), 2000-03
391.1, Clint Sauls (GSU), 1995-98
391.0, Wes Wrenn (CIT), 2006-09
374.2, Jordan Smith (WCU), 2011-14
368.1, Scooter Michael (UNCG), 2001-04
364.2, Adam Scott (WOF), 2018
363.2, Clark Maxwell (WCU), 1994-97
356.2, George Lehr (WOF), 1999-02
354.2, Austin Redwine (WOF), 2004-07

Losses

29, Reid Casey (ETSU), 1999-02
27, Danny Clark (ETSU), 1989-92
27, Wes Self (DAV), 1998-01
26, Kirk Burnett (FUR), 1984-87
26, George Lehr (WOF), 1999-02
25, Jonathan Coulombe (DAV), 1994-97
25, Jamie McDonald (DAV), 1997-00
25, Corey Etheridge (FUR), 1999-02
24, Charles Braswell, 1991-94
24, Scott Clark (APP), 2003-05
24, Austin Redwine (WOF), 2004-07
24, Rob Wilson (DAV), 2004-07

Earned run average (min. 100 IP)

1.33, Dennis Burke (ECU), 1966-68
1.37, Ray Yeoman (CIT), 1971-72
1.58, Dick Balderson (UR), 1966-68
1.58, Josh McLaughlin (CofC), 2005-06
1.65, John Katona (FUR), 1969-72
1.69, Tom Shafer (WVU), 1960-62
1.70, Ron Hastings (ECU), 1968-71
1.72, Steve Arrington (CIT), 1970-73
1.73, Jerry Meadows (WVU), 1965-67
1.77, Randy Corn (CIT), 1999-02

Complete games

30, John Katona (FUR), 1969-72
27, Dick Balderson (UR), 1966-68
24, Mark Airaghi (VMI), 1980-83
23, Jeff Barkley (CIT), 1979-82
22, Mike Pendleton (CIT), 1978-81
21, John Radosevich (WVU), 1963-65
21, Kirk Burnett (FUR), 1984-87
20, Doug Pounder (CIT), 1968-71
20, Jeff Andrews (ETSU), 1979-81
20, Steve Condon (DAV), 1984-87
20, Matt Baber (ETSU), 1999-00

Strikeouts

431, Brian Wiley (CIT), 1996-99
429, Brett Lewis (GSU), 1999-02
389, Adam Scott (WOF), 2018
374, Clark Maxwell (WCU), 1994-97
353, Everett Teaford (GSU), 2004-06
339, John Radosevich (WVU), 1963-65
332, Nick Chigges (CofC), 2004-07
325, Bryan Sammons (WCU), 2014-17
323, Reid Casey (ETSU), 1999-02
322, Brian Rogers (CIT), 1996-98

Strikeouts per 9 innings

14.2, Tod Lee (GSU), 1995-97
14.1, John Radosevich (WVU), 1963-65
12.98, Will Stillman (WOF), 2013-16
12.80, Robert Broom (MER), 2016-18
12.6, Randy Corn (CIT), 1999-02
12.27, Nick Spear (MER), 2016-18
12.08, Lex Rutledge (SAM), 2010-12
11.72, Austin Cox (MER), 2016-18
11.33, Christian Vann (MER), 2017-18
11.28, JP Sears (CIT), 2015-17

Walks

194, Brian Wiley (CIT), 1996-99
194, Reid Casey (ETSU), 1999-02
192, Bryan Sammons (WCU), 2014-17
174, Brett Lewis (GSU), 1999-02
172, George Lehr (WOF), 1999-02
166, Kevin Simmons (APP), 1983-86
164, Kirk Burnett (FUR), 1984-87
163, Scott Weaver (DAV), 1983-86
163, Jamie Furr (CIT), 1986-89
155, Corey Etheridge (FUR), 1999-02

Shutouts

9, Ron Hastings (ECU), 1968-71
9, Donald Morillo (CIT), 1992-95
7, Dick Balderson (UR), 1966-68
7, John Katona (FUR), 1969-72
7, Mike Pendleton (CIT), 1978-81
7, Jeff Andrews (ETSU), 1979-81
6, Dennis Burke (ECU), 1966-68
6, Doug Pounder (CIT), 1968-71
6, David Farmer (APP), 1976-78
6, Frank Galloway (CIT), 1976-79
6, Steve Basch (CIT), 1990-93
6, Scooter Michael (UNCG), 2001-04

Saves

41, Skylar Hunter (CIT), 2013-15
37, Thomas Girdwood (Elon), 2008-11
29, Hank Kraft (CIT), 1989-92
29, Tod Lee (GSU), 1995-97
29, Eric Eck (WOF), 2011-14
29, Brett Harker (CofC), 2003-05
28, Will Stillman (WOF), 2013-16
27, Andres Gracia (SAM), 2012-15
26, Donald Morillo (CIT), 1992-95
26, Link Saunders (CIT), 2003, 2005-07
25, Randy Corn (CIT), 1999-02
25, Jay Heafner (DAV), 2003-06
24, Preston Hatcher (WCU), 2010-13
22, Tom Martin (CIT), 1995-98
22, Ryan Foster (WCU), 2000-03
22, Tyler Powell (WCU), 2012-15

Relief appearances

139, Zach Sherrill (CIT), 2012-15
136, Mike Frongello (DAV), 2008-11
135, Raymond Copenhaver (CIT), 2007-10
129, Ted Toler (UNCG), 1998-01
120, Ryan Foster (WCU), 2000-03
118, Rob Purvis (FUR), 1999-02
114, Ross White (CIT), 2012-15
112, Tom Martin (CIT), 1995-98
109, Tod Lee (GSU), 1995-97
107, Jason Cadenhead (GSU), 1999-03

Hit batters

56, George Lehr (WOF), 1999-02
49, Reid Casey (ETSU), 1999-02
49, Tom Mastny (FUR), 2000-03
45, Andy Cater (DAV), 2002-05
43, Austin Redwine (WOF), 2004-07
42, Jamie McDonald (DAV), 1997-00
40, Tate Osterman (WOF), 1999-02
40, Kyle Webb (Elon), 2010-13
39, Corey Etheridge (FUR), 1999-02
39, Chris Pollard (DAV), 1993-96
39, Tom Mastny (FUR), 1999-02

SOCON RECORD BOOK

TEAM GAME BATTING

At bats

78, WCU vs. Elon, 5-25-11 (20 inn.)
76, WOF vs. Elon, 5-1-09 (18 inn.)
70, FUR vs. WCU, 5-13-11 (16 inn.)
68, Elon vs. WCU, 5-25-11 (20 inn.)
68, SAM vs. Elon, 3-31-12 (18 inn.)
64, GSU vs. Clemson, 4-21-96 (18 inn.)
64, Elon vs. SAM, 3-31-12 (18 inn.)
63, Elon vs. WOF, 5-1-09 (18 inn.)
62, WCU at FUR, 4-25-09
61, CofC vs. GSU, 4-3-09

Hits

34, CIT vs. Winthrop, 3-14-17
32, CIT vs. DAV, 4-5-82
30, MAR vs. Morehead State, 3-22-90
30, WCU vs. FUR, 1993
30, CofC vs. FUR, 3-30-09
30, WCU vs. Eastern Kentucky, 4-8-09
30, SAM at Alabama A&M, 4-25-17
29, DAV vs. ETSU, 5-12-05
29, APP vs. Elon, 5-1-08
28, CofC vs. George Mason, 2-25-07
28, CofC vs. George Mason, 2-23-08
28, FUR vs. Gardner-Webb, 5-3-17
28, MER vs. Holy Cross, 3-5-18

Hits, inning

14, GSU vs. New Jersey Tech, 2-16-07
12, WCU vs. FUR, 1991
11, ETSU at Eastern Kentucky, 4-20-16
10, WOF vs. IPFW, 2-17-07
10, WCU vs. Hartford, 3-16-08
10, Elon vs. WOF, 5-21-08
10, GSU at Georgia, 2-16-14
10, WCU vs. APP, 5-3-14
10, FUR vs. Michigan State, 3-14-15
10, SAM at ETSU, 4-17-15

Runs

35, MAR vs. Morehead State, 3-22-90
34, GSU vs. New Jersey Tech, 2-16-07
34, CIT vs. Winthrop, 3-14-17
33, MER vs. Holy Cross, 3-5-18
32, WCU vs. Hartford, 3-16-08
31, CofC at DAV, 3-21-08
31, SAM at Alabama A&M, 4-25-17
30, CofC vs. Quinnipiac, 3-10-09
29, WCU vs. MAR, 1992
29, GSU vs. Florida A&M, 3-22-00
29, Elon vs. APP, 5-20-05
29, DAV vs. Mount St. Mary's, 2-28-10

Runs, inning

17, DAV vs. Mount St. Mary's, 2-28-10
16, GSU vs. New Jersey Tech, 2-16-07
15, Elon vs. WOF, 5-21-08
15, WCU vs. Holy Cross (G1), 3-7-15
14, FUR vs. WCU, 3-25-00
14, DAV vs. Mount St. Mary's, 2-17-01
14, WCU vs. Rider (G1), 3-15-14
13, WCU vs. VMI, 1988
13, WCU vs. VMI, 1991
13, CIT vs. WOF, 2-20-96
13, Elon vs. APP, 5-20-05
13, WCU vs. Hartford, 3-16-08
13, CofC vs. FUR, 3-29-09
13, MER vs. Savannah State, 3-31-15
13, ETSU at Eastern Kentucky, 4-20-16
13, UNCG vs. Lafayette, 3-16-17

Doubles

11, APP vs. VMI, 4-14-85
10, CofC vs. ETSU, 4-13-03
10, GSU vs. New Jersey Tech, 2-16-07
10, APP vs. North Carolina A&T, 2-28-07
10, CofC vs. Ball State, 3-9-11
10, WCU vs. Appalachian State, 5-3-14
10, WCU vs. Marshall, 2-25-17
9, ETSU vs. APP, 4-3-99
9, VMI vs. ETSU, 5-5-01
9, ETSU vs. Central Michigan, 2-28-04
9, GSU vs. APP, 5-7-03
9, WCU vs. Wofford, 5-3-08
9, Elon vs. UNCG, 4-2-10

Triples

6, CIT vs. Hunter, 4-18-75
5, WOF vs. Siena, 3-17-18

Home runs

14, GSU vs. Columbia, 3-15-08
10, WCU vs. UNC Asheville, 1986
9, MAR vs. Morehead State, 1990
9, CofC vs. Furman, 3-29-09
9, Elon vs. CofC, 4-11-09
8, APP vs. DAV, 4-20-97
8, Elon vs. High Point, 5-12-09
8, WCU vs. UNCG, 5-14-16
7, WCU vs. WOF, 5-11-07
7, WCU vs. WOF, 5-12-07
7, WCU vs. Hartford, 3-16-08
7, WOF vs. Presbyterian, 4-21-09
7, VMI vs. Maryland Eastern Shore, 3-11-16
7, FUR vs. Gardner-Webb, 5-3-17

Runs batted in

34, MAR vs. Morehead State, 3-22-90
31, GSU vs. New Jersey Tech, 2-16-07
31, CofC at DAV, 3-21-08
31, CIT vs. Winthrop, 3-14-17
30, CofC vs. Quinnipiac, 3-10-09
30, MER vs. Holy Cross, 3-5-18
29, WCU vs. Hartford, 3-16-08
29, SAM at Alabama A&M, 4-25-17
27, GSU vs. APP, 5-7-05
27, CofC vs. George Mason, 2-23-08
27, CofC vs. FUR, 3-29-09

Total bases

65, CofC vs. FUR, 3-29-09
64, GSU vs. Columbia, 3-15-08
57, VMI vs. Maryland Eastern Shore, 3-11-16
52, CofC vs. George Mason, 2-23-08
52, WCU vs. Hartford, 3-16-08
52, Elon vs. CofC, 4-11-09
52, CIT vs. Winthrop, 3-14-17
52, FUR vs. Gardner-Webb, 5-3-17
50, MER vs. Holy Cross, 3-5-18
49, DAV vs. UNC Asheville, 4-21-93

Walks

19, DAV vs. Cascade Mills, 3-19-49
19, CIT vs. Butler, 3-15-95
19, CIT vs. ETSU, 3-18-95
18, GSU vs. Coppin State, 2-28-09
18, UNCG vs. Albany, 2-27-10
17, Elon vs. WOF, 5-1-09
17, WOF vs. North Carolina A&T, 3-18-09
17, GSU vs. Charleston Southern, 5-17-11
16, APP vs. Morris Brown, 3-19-78
16, DAV vs. Yale, 3-11-97

16, GSU vs. Georgia State, 4-14-99

Walks, inning

9, CIT vs. Salisbury State, 3-31-87
9, GSU vs. Charleston Southern, 5-17-11

Strikeouts

25, WOF at Elon, 5-1-09
23, SAM vs. Harvard, 2-23-18
23, UTC vs. Vanderbilt, 4-21-70
21, APP vs. CIT, 4-12-97
21, DAV vs. GSU, 3-2-03
21, VMI vs. CIT, 3-25-16
20, FUR vs. CIT, 5-19-99
20, Elon vs. WCU, 5-25-11
20, VMI vs. CIT, 3-24-17
19, WCU at DAV, 5-14-09
19, CofC vs. GSU, 3-30-12
19, Elon vs. UNCW, 4-25-12
19, CofC vs. Coastal Carolina, 4-10-13
19, Davidson vs. Wofford, 5-23-14

Sacrifice hits

6, CofC vs. GSU, 5-9-04
6, UNCG vs. Penn State, 2-26-12
6, MER vs. Georgia, 2-24-16
5, CIT vs. VMI, 4-28-84
5, ETSU vs. APP, 4-22-00
5, UNCG vs. DAV, 5-24-02
5, CofC vs. ETSU, 4-13-03
5, GSU vs. CIT, 5-5-03
5, CofC vs. Virginia, 2-6-06
5, Elon vs. WOF, 5-3-09
5, GSU vs. Charleston Southern, 5-4-11
5, WOF vs. Marshall, 3-2-13
5, WOF vs. Furman, 4-14-13
5, ETSU vs. Virginia Tech, 4-15-15
5, MER at UNCG, 5-19-16
5, MER at UNCG, 5-20-16
5, MER at Austin Peay, 3-5-17
5, MER vs. WCU, 5-22-18

Sacrifice flies

8, CIT vs. Coppin State, 2-19-05
6, CofC vs. Quinnipiac, 3-10-09
5, ETSU vs. VMI, 5-5-01
5, CIT vs. VMI, 4-28-94
4, GSU vs. WOF, 5-19-06
4, GSU vs. WOF, 5-20-06
4, VMI vs. CIT, 4-28-94
4, CIT vs. DAV, 4-21-07
4, FUR vs. UNCG, 3-21-14
4, WCU vs. Elon, 3-23-14
4, FUR vs. College of Charleston, 4-25-15
4, CIT at ETSU, 5-20-16
4, CIT vs. WCU, 5-22-18

Stolen bases

13, UNCG vs. N.C. A&T, 3-31-99
12, WOF vs. Alcorn State, 3-15-14
11, CIT vs. Western Michigan, 2-26-00
11, UNCG vs. North Carolina A&T, 4-12-00
11, FUR vs. Gardner-Webb, 5-2-12
11, WOF vs. Rider, 2-26-16
10, CofC vs. UNC Asheville, 2-19-00
10, CofC vs. Detroit, 3-6-01
10, GSU vs. Buffalo, 3-6-05
10, WCU vs. George Mason, 2-22-15
10, UNCG vs. North Carolina A&T, 3-22-16
10, VMI vs. Longwood, 4-3-18

SOCON RECORD BOOK

Hit by pitch

10, WOF vs. Iona, 2-19-11
 9, WCU vs. Hartford, 3-16-08
 8, VMI vs. WOF, 4-4-99
 8, DAV vs. Albany, 3-8-00
 8, CofC vs. Howard, 2-9-02
 8, CofC vs. Hofstra, 2-16-04
 8, GSU vs. APP, 5-7-05
 8, DAV vs. Mount St. Mary's, 2-28-10
 8, WOF vs. Davidson, 3-22-14
 8, WCU at SAM, 5-10-15

Hit by pitch, inning

6, WCU vs. Rider (G1), 3-15-14
 5, DAV vs. Mount St. Mary's, 2-28-10
 4, VMI vs. WOF, 4-4-99
 4, GSU vs. APP, 5-7-05
 4, WOF vs. DAV, 3-22-14
 4, WCU vs. Holy Cross (G1), 3-7-15

Hit by pitch, both teams

12, WCU (8) at SAM (4), 5-10-15
 11, WOF (10) vs. Iona (1), 2-19-11
 10, CofC (3) at FUR (7), 4-11-10
 10, WOF (8) vs. DAV (2), 3-22-14
 9, VMI (8) vs. WOF (1), 4-4-99
 9, WCU vs. DAV, 4-30-00
 9, Elon (2) vs. UNC Wilmington (7), 4-19-05
 9, WCU (9) vs. Hartford (0), 3-16-08
 9, WCU (7) vs. Rider (2), 3-15-14
 9, SAM vs. UNCG, 4-22-18

Left on base

23, Elon vs. WOF, 5-1-09
 23, Elon vs. WOF, 5-1-09
 21, CIT vs. Butler, 3-11-06
 21, CIT vs. ETSU, 2-10-07
 21, CIT vs. Virginia Tech, 2-23-07
 21, SAM vs. Elon, 3-31-12
 21, VMI at FUR, 5-14-17
 20, CIT vs. UNCG, 5-4-01
 20, CofC vs. UNCW, 2-22-11
 20, WCU vs. Elon, 5-25-11
 19, WCU vs. SAM, 4-16-16
 19, CIT vs. VMI, 3-25-17

Plate appearances

90, WCU vs. Elon, 5-25-11 (20 inn.)
 88, Elon vs. WOF, 5-1-09 (18 inn.)
 82, WOF vs. Elon, 5-1-09 (18 inn.)
 80, Elon vs. WCU, 5-25-11 (20 inn.)
 78, GSU vs. Clemson, 4-21-96 (18 inn.)
 78, FUR vs. WCU, 5-13-11 (16 inn.)
 78, Elon vs. SAM, 3-31-12 (18 inn.)
 76, WCU vs. FUR, 5-13-11 (16 inn.)
 75, Elon vs. SAM, 3-31-12 (18 inn.)
 73, GSU vs. CofC, 4-3-09 (14 inn.)
 73, SAM at Alabama A&M, 4-25-17

TEAM GAME PITCHING

Innings pitched

20.0, Elon vs. WCU, 5-25-11
 20.0, WCU vs. Elon, 5-25-11
 18.0, GSU vs. Clemson, 4-21-96
 18.0, Elon vs. WOF, 5-1-09
 18.0, Elon vs. SAM, 3-31-12
 18.0, SAM vs. Elon, 3-31-12
 17.2, WOF vs. Elon, 5-1-09
 17.0, CofC vs. Virginia, 2-26-06
 16.0, Elon vs. South Florida, 2-27-11
 16.0, FUR vs. WCU, 5-13-11
 16.0, WCU vs. FUR, 5-13-11

Hits allowed

33, CIT vs. South Carolina, 4-17-86
 30, FUR vs. CofC, 3-29-09
 29, Elon vs. APP, 5-1-08
 29, DAV vs. Wake Forest, 2-24-00

Strikeouts

25, Elon vs. WOF, 5-1-09
 23, MER vs. UNC Asheville, 2-23-18
 23, MER vs. Holy Cross, 3-5-18
 22, WVU vs. Waynesburg, 4-16-64
 21, CIT vs. APP, 4-12-97
 21, GSU vs. DAV, 3-2-03
 21, CIT at VMI, 3-25-16
 20, ECU vs. George Washington, 1970
 20, GSU vs. Georgia State, 4-30-96
 20, CIT vs. FUR, 5-19-99
 20, WCU vs. Elon, 5-25-11
 20, CIT vs. VMI, 3-24-17

Walks

24, ETSU vs. Tennessee, 2-24-88
 18, GSU vs. Clemson, 4-21-96 (18 inn.)
 17, WOF at Elon, 5-1-09 (18 inn.)
 17, WCU at Clemson, 6-3-16
 15, APP at FUR, 3-22-75
 15, APP at Georgia Tech, 3-24-78
 15, APP at Oklahoma State, 5-23-86
 15, APP at Georgia Tech, 3-8-89
 15, WCU at Appalachian State, 4-22-15
 15, FUR vs. Clemson, 5-12-15
 15, UNCG vs. Illinois, 3-11-16

Runs allowed

32, CIT vs. South Carolina, 4-2-92
 31, DAV vs. CofC, 3-21-08
 30, FUR vs. Ohio, 3-17-79
 30, DAV vs. Wake Forest, 2-24-00

Earned runs allowed

30, DAV vs. CofC, 3-21-08
 29, DAV vs. Wake Forest, 2-24-00
 27, WCU vs. Elon, 5-9-09
 26, WOF vs. WCU, 5-11-07
 25, CIT vs. South Carolina, 4-2-92
 25, DAV at CofC, 5-3-09

Wild pitches

10, FUR vs. Marist, 3-8-15
 9, APP vs. Elon, 3-16-07
 8, VMI vs. GSU, 4-10-99
 8, CofC at WCU, 3-27-10
 8, FUR vs. Gardner-Webb, 2-20-13
 8, SAM vs. WCU, 5-10-15
 8, FUR vs. Michigan State, 2-20-16
 8, SAM vs. Auburn, 4-11-17
 8, VMI vs. Radford, 3-27-18
 7, WOF vs. UNCG, 4-11-99
 7, WOF vs. Winthrop, 2-16-00
 7, WCU vs. Tennessee Tech, 5-3-13
 7, FUR at UNCG, 3-22-14
 7, WOF at WCU, 4-3-15
 7, UNCG vs. Maryland Eastern Shore, 3-5-17

Hit batters

8, WOF vs. VMI, 4-4-99
 8, CofC vs. Howard, 2-10-02
 8, APP vs. GSU, 5-7-05
 8, DAV vs. WOF, 3-22-14
 8, SAM vs. WCU, 5-10-15
 7, DAV vs. GSU, 3-1-03
 7, CofC vs. CIT, 3-29-03
 7, DAV vs. WCU, 3-27-04
 7, CofC vs. Indiana State, 3-15-08
 7, Elon vs. GSU, 5-24-09
 7, CofC vs. SAM, 3-12-10
 7, WCU vs. CofC, 3-26-10
 7, FUR vs. CofC, 4-11-10

TEAM GAME FIELDING

Putouts

60, Elon vs. WCU, 5-25-11 (20 inn.)
 60, WCU vs. Elon, 5-25-11 (20 inn.)
 54, GSU vs. Clemson, 4-21-96 (18 inn.)
 54, Elon vs. WOF, 5-1-09 (18 inn.)
 54, Elon vs. SAM, 3-31-12 (18 inn.)
 54, SAM vs. Elon, 3-31-12 (18 inn.)
 53, WOF vs. Elon, 5-1-09 (18 inn.)
 51, CofC vs. Virginia, 2-26-06 (17 inn.)
 48, Elon vs. South Florida, 2-27-11 (16 inn.)
 48, FUR vs. WCU, 5-13-11 (16 inn.)
 48, WCU vs. FUR, 5-13-11 (16 inn.)

Assists

29, ETSU vs. APP, 5-18-00
 29, WCU vs. Elon, 5-25-11
 28, CIT vs. Old Dominion, 2-22-04
 26, DAV vs. Morehead State, 3-21-94
 26, CofC vs. Notre Dame, 6-2-06
 25, Elon vs. WCU, 5-25-11
 24, WOF vs. GSU, 4-17-99
 23, DAV vs. Coker, 2-13-93
 23, CIT vs. Tennessee Tech, 2-28-09
 23, FUR vs. CIT, 5-13-12
 23, SAM vs. Elon, 3-31-12
 23, SAM at Memphis, 3-9-15

Errors

11, CIT vs. East Carolina, 4-21-73
 9, VMI vs. APP, 3-27-99
 9, WOF vs. GSU, 4-18-99
 9, VMI vs. ETSU, 5-5-01
 8, WOF vs. South Carolina, 3-22-00
 8, Elon vs. Coastal Carolina, 5-7-09
 8, SAM vs. APP, 4-25-10
 8, DAV vs. NC State, 3-7-12
 7, DAV vs. WOF, 3-10-06
 7, CofC vs. Towson, 2-18-07
 7, Elon vs. CofC, 5-6-07
 7, DAV vs. WOF, 3-28-08
 7, WCU vs. ETSU, 3-25-08
 7, WCU vs. Eastern Kentucky, 4-8-09
 7, CIT vs. FUR, 4-15-11
 7, DAV vs. Lehigh, 2-26-11
 7, WCU vs. Michigan State, 2-22-13
 7, CIT vs. VCU, 3-2-13
 7, WOF vs. USC Upstate, 4-17-13
 7, Elon vs. Western Carolina, 3-23-14
 7, CIT at Charleston Southern, 4-5-16
 7, WCU vs. Tennessee, 3-27-18

Double plays

6, FUR vs. Harvard, 3-6-18

SOCON RECORD BOOK

TEAM SEASON BATTING

Batting average

.355, College of Charleston, 2005
.353, Appalachian State, 1978
.351, Western Carolina, 1997
.350, College of Charleston, 2007
.346, Appalachian State, 1981
.346, The Citadel, 1982
.346, Georgia Southern, 2008
.345, College of Charleston, 2009
.345, UNCG, 2016
.342, ETSU, 1997

At-bats

2,360, Western Carolina, 1985
2,343, The Citadel, 2004
2,293, College of Charleston, 2010
2,292, College of Charleston, 2005
2,285, Georgia Southern, 2002
2,265, Western Carolina, 2003
2,262, Elon, 2013
2,256, Western Carolina, 1997
2,253, The Citadel, 2010
2,246, Western Carolina, 1992

Runs

627, College of Charleston, 2008
604, Elon, 2009
595, Georgia Southern, 2008
576, College of Charleston, 2010
565, Georgia Southern, 2009
560, Western Carolina, 1997
554, College of Charleston, 2009
553, College of Charleston, 2005
552, College of Charleston, 2007
545, Elon, 2008

Hits

814, College of Charleston, 2005
792, Western Carolina, 1997
760, College of Charleston, 2004
760, College of Charleston, 2007
751, Georgia Southern, 2008
733, Georgia Southern, 2002
732, College of Charleston, 2010
728, Western Carolina, 1985
728, The Citadel, 2009
726, UNCG, 2016

Doubles

174, College of Charleston, 2005
168, Appalachian State, 2007
161, College of Charleston, 2008
160, College of Charleston, 2010
156, College of Charleston, 2009
155, Georgia Southern, 2000
154, Georgia Southern, 2008
151, College of Charleston, 2002
149, College of Charleston, 2007
148, Western Carolina, 2003
148, Western Carolina, 2007

Triples

42, College of Charleston, 2002
36, ETSU, 1981
35, ETSU, 1979
33, ETSU, 1982
33, UNCG, 2017
32, UNCG, 2016
31, The Citadel, 1996
29, The Citadel, 1981
29, Appalachian State, 1981
27, The Citadel, 1982
27, UNCG, 1999
27, College of Charleston, 2003

Home runs

138, Elon, 2009
130, College of Charleston, 2008
116, Western Carolina, 1988
114, Georgia Southern, 2008
110, College of Charleston, 2009
108, Wofford, 2007
105, College of Charleston, 2010
100, Western Carolina, 1997
93, Mercer, 2016
92, College of Charleston, 2007

Grand slams

7, Elon, 2009
7, Mercer, 2015
6, Georgia Southern, 2008
6, Appalachian State, 2009
6, Mercer, 2016
5, College of Charleston, 2009
5, College of Charleston, 2010
5, UNCG, 2016
4, Davidson 1997
4, Davidson 1988
4, Elon, 2006
4, Georgia Southern, 2009
4, Western Carolina, 2009
4, Wofford, 2009
4, UNCG, 2010
4, Western Carolina, 2013
4, Samford, 2016
4, VMI, 2016

Runs batted in

589, College of Charleston, 2008
558, Elon, 2009
543, Georgia Southern 2008
532, College of Charleston, 2010
517, College of Charleston, 2009
513, College of Charleston, 2007
505, Georgia Southern, 2009
495, College of Charleston, 2005
495, Elon, 2008
491, Western Carolina, 1997

Total bases

1,310, Elon, 2009
1,304, College of Charleston, 2008
1,269, Georgia Southern, 2008
1,237, College of Charleston, 2007
1,237, College of Charleston, 2010
1,224, College of Charleston, 2009
1,196, College of Charleston, 2005
1,171, Western Carolina, 1988
1,158, Western Carolina, 2007
1,131, Wofford, 2007

Slugging percentage

.607, College of Charleston, 2008
.596, Elon, 2009
.590, College of Charleston, 2009
.584, Georgia Southern, 2008
.570, College of Charleston, 2007
.559, Davidson, 1987
.539, College of Charleston, 2010
.538, UNCG, 2016
.523, Western Carolina, 1999
.523, ETSU, 2005

Walks

366, Mercer, 2016
330, Elon, 2008
328, College of Charleston, 2008
326, Georgia Southern, 1997
326, Elon, 2009
325, Western Carolina, 1985
314, College of Charleston, 2000
308, Georgia Southern, 1995
308, Elon, 2006
302, Georgia Southern, 2008
302, Elon, 2010

Strikeouts

608, VMI, 2017
521, UNCG, 2001
520, The Citadel, 2016
516, The Citadel, 2015
514, Georgia Southern, 2013
496, Western Carolina, 2018
490, Wofford, 2017
488, College of Charleston, 2012
484, Wofford, 2016
485, The Citadel, 2017

Stolen bases

198, The Citadel, 2000
163, Wofford, 2013
155, Elon, 2008
153, Western Carolina, 1998
152, UNCG, 1999
152, Wofford, 2014
151, Georgia Southern, 2002
148, The Citadel, 1999
148, Wofford, 2018
146, The Citadel, 1982
146, UNCG, 1998

Hit by pitch

122, College of Charleston, 2004
108, Elon, 2005
107, Georgia Southern, 2009
105, Elon, 2008
99, College of Charleston, 2005
98, College of Charleston, 2000
98, Western Carolina, 2016
96, College of Charleston, 2007
94, Georgia Southern, 2003
93, Elon, 2010
93, Western Carolina, 2010

Sacrifice hits

95, College of Charleston, 2006
94, College of Charleston, 2004
93, Mercer, 2016
89, College of Charleston, 2005
89, UNCG, 2011
81, UNCG, 2012
79, Mercer, 2015
77, The Citadel, 2004
74, Mercer, 2017
72, College of Charleston, 2007

Sacrifice flies

43, College of Charleston, 2009
40, Elon, 2006
40, College of Charleston, 2011
38, UNCG, 2008
37, Georgia Southern, 2002
37, Georgia Southern, 2008
37, Furman, 2014
37, UNCG, 2016
36, Elon, 2005
36, College of Charleston, 2007
36, College of Charleston, 2010

SOCON RECORD BOOK

TEAM SEASON PITCHING

Earned run average

1.46, West Virginia, 1964
1.46, VMI, 1970
1.57, East Carolina, 1970
1.66, The Citadel, 1970
1.74, The Citadel, 1972
1.84, West Virginia, 1966
1.86, East Carolina, 1974
1.91, The Citadel, 1969
1.93, East Carolina, 1967
1.94, William & Mary, 1970

Opponents batting average

.238, College of Charleston, 2006
.241, College of Charleston, 2012
.242, Samford, 2011
.247, VMI, 1995
.249, Samford, 2012
.251, Samford, 2017
.252, The Citadel, 1998
.252, Georgia Southern, 2014
.255, Elon, 2011
.256, UNCG, 2003

Wins

48, College of Charleston, 2005
47, College of Charleston, 2004
46, The Citadel, 1990
46, Georgia Southern, 1996
46, College of Charleston, 2006
45, Western Carolina, 1994
45, Western Carolina, 1998
45, Elon, 2006
44, ETSU, 1981
44, Western Carolina, 1992
44, Elon, 2008
44, College of Charleston, 2010

Losses

47, Western Carolina, 2018
43, Appalachian State, 2004
42, Appalachian State, 2005
42, The Citadel, 2016
39, Marshall, 1997
38, Davidson 1998
38, Appalachian State, 1999
38, Wofford, 2000
38, Western Carolina, 2000
38, Appalachian State, 2000
38, Davidson, 2008
38, Wofford, 2010

Complete games

29, ETSU, 1980
28, Davidson, 1975
28, Appalachian State, 1982
27, ETSU, 1979
27, Marshall, 1981
27, Furman, 1992
26, Western Carolina, 1984
25, Chattanooga, 1981
25, Furman, 1991
23, William & Mary, 1976
23, The Citadel, 1983

Shutouts

11, The Citadel, 1978
9, Richmond, 1972
9, ETSU, 1980
9, Appalachian State, 1983
9, The Citadel, 1992
9, Georgia Southern, 1994
8, The Citadel, 1979
8, The Citadel, 1982
7, The Citadel, 1971
7, East Carolina, 1977
7, Marshall, 1981
7, Appalachian State, 1983
7, The Citadel, 1991
7, Elon, 2011

Innings pitched

600.2, The Citadel, 2004
580.2, The Citadel, 2010
575.1, College of Charleston, 2006
573.1, Elon, 2013
570.1, Samford, 2012
568.0, College of Charleston, 2005
567.2, College of Charleston, 2010
566.2, College of Charleston, 2004
566.1, Western Carolina, 2003
565.0, Western Carolina, 1985
565.0, Georgia Southern, 2014

Walks

365, Western Carolina, 1985
323, Western Carolina, 2015
318, Western Carolina, 2016
313, Wofford, 2000
312, Wofford, 2009
307, UNCG, 2016
305, Appalachian State, 2004
296, Wofford, 2007
295, The Citadel, 1996
295, Western Carolina, 2011

Strikeouts

633, Mercer, 2018
598, The Citadel, 1998
591, Georgia Southern, 2003
571, Samford, 2018
552, Georgia Southern, 2002
543, Georgia Southern, 2001
534, The Citadel, 1999
531, College of Charleston, 2010
529, UNCG, 2018
522, College of Charleston, 2006
522, Mercer, 2017

Saves

24, Elon, 2009
22, UNCG, 2018
20, College of Charleston, 2007
20, College of Charleston, 2011
19, Appalachian State, 1981
19, Georgia Southern, 1993
19, College of Charleston, 2004
19, College of Charleston, 2005
19, The Citadel, 2006
19, Elon, 2012
19, UNCG, 2017

Runs allowed

527, Appalachian State, 2005
524, Appalachian State, 1999
522, VMI, 1981
521, Wofford, 2007
514, Wofford, 2010
511, VMI, 1997
509, Davidson, 2007
506, Marshall, 1997
486, Davidson 1997
484, Davidson, 2008

Highest earned run average

12.02, VMI, 1981
10.97, Marshall, 1997
9.58, Marshall, 1996
9.54, ETSU, 1988
9.36, Appalachian State, 1999
9.11, VMI, 1997
8.90, VMI, 1980
8.85, Wofford, 2003
8.79, Appalachian State, 1998

Hit batters

92, Western Carolina, 2018
92, Western Carolina, 2009
85, Davidson, 2007
85, Samford, 2015
82, Davidson, 2008
82, Western Carolina, 2008
82, College of Charleston, 2011
81, Western Carolina, 2000
81, Elon, 2014
80, Wofford, 2007
80, Georgia Southern, 2008
80, Furman 2010

TEAM SEASON FIELDING

Double plays

68, Georgia Southern, 1992
68, Furman, 2005
66, Elon, 2010
64, Wofford, 2000
64, Wofford, 2007
63, Georgia Southern, 1996
61, College of Charleston, 1999
61, Furman, 2002
61, Elon, 2009
60, The Citadel, 1987
60, The Citadel, 2004
60, Georgia Southern, 2009

Errors

138, Appalachian State, 2005
135, Chattanooga, 1981
130, Western Carolina, 1992
127, The Citadel, 1994
127, Georgia Southern, 1997
125, VMI, 1981
123, Georgia Southern, 1998
122, VMI, 2000
121, Davidson, 1982
121, Western Carolina, 1995

SOCON CHAMPIONSHIP RECORDS

INDIVIDUAL GAME BATTING

Most at-bats: 10, Aaron Attaway (WCU) vs. Elon, 2011; Ross Heffley (WCU) vs. Elon, 2011

Most hits: 6, Tyler White (WCU) vs. Elon, 2011

Most runs: 5, Nathan Dunn (ETSU) vs. VMI, 1992; David Groseclose (VMI) vs. Davidson, 1993; Ronny Marmol (COFC) vs. VMI, 1999; Brandon Waring (WOF) vs. College of Charleston, 2007; Jeremiah Parker (GSU) vs. UNCG, 2008; Shawn Payne (GSU) vs. Western Carolina, 2011; Quinn Bower (Elon) vs. College of Charleston, 2013

Most doubles: 3, Dave Piela (WCU) vs. The Citadel, 1988; Scott McDaniel (APP) vs. Western Carolina, 1995; Phillip Coker (COFC) vs. UNCG, 2004; Brent Stephens (GSU) vs. ETSU, 2005; Chase Austin (Elon) vs. Georgia Southern, 2007

Most triples: 2, Matt Raleigh (WCU) vs. VMI, 1991; Jim Morrill (FUR) vs. The Citadel, 1996

Most home runs: 3, Trey Truitt (MER) vs. The Citadel, 2016

Most total bases: 13, Trey Truitt (MER) vs. The Citadel, 2016

Most runs batted in: 8, Heath Quinn (SAM) vs. Wofford, 2015
6, John Parrott (VMI) vs. Davidson, 1987; Skip Nelloms (WCU) vs. Appalachian State, 1988; Johnny McCraw (APP) vs. Marshall, 1989; Brandon Waring (WOF) vs. College of Charleston, 2007; Greg Feltes (UNCG) vs. Georgia Southern, 2008; Chase Austin (Elon) vs. Western Carolina, 2009; Danny Rodriguez (SAM) vs. Wofford, 2015

Most stolen bases: 4, Josh Edgeworth (COFC) vs. Appalachian State, 2000

Highest batting average: 1.000 (5-for-5), John Connolly (WCU) vs. Davidson, 1994; Cory Harrilchak (Elon) vs. College of Charleston, 2008; Alec Paradowski (WOF) vs. Davidson, 2014

Most walks: 5, Sky Overton (FUR) vs. UNCG, 2016

INDIVIDUAL GAME PITCHING

Most innings pitched: 11.0, Rodney Lemonds (APP) vs. Georgia Southern, 2000

Fewest hits (min. 9 inn.): 2, Billy Baker (CIT) vs. Marshall, 1990; Derek Cockrell (WCU) vs. VMI, 1993

Most strikeouts: 20, Rodney Hancock (CIT) vs. Furman, 1999

Fewest walks (min. 9 inn.): 0, Ken Britt (CIT) vs. Appalachian State, 1991; Phillip Grundy (WCU) vs. The Citadel, 1992; Julio Ayala (GSU) vs. Davidson, 1996; Mark DiFelice (WCU) vs. Furman, 1997; Brett Lewis (GSU) vs. College of Charleston, 2001; Matt Nunley (ETSU) vs. Furman, 2001; Ken Egleton (CIT) vs. Davidson, 2004; David Whitehead (Elon) vs. The Citadel, 2012; C.K. Irby (SAM) vs. Appalachian State, 2013; Adam Scott (WOF) vs. Furman, 2015

Most consecutive scoreless innings: 9, on 14 occasions, most recently, Will Gaddis (FUR) vs. ETSU, 2016

INDIVIDUAL TOURNAMENT BATTING

Most at-bats: 29, Chris Petersen (GSU), 1992; Garrett Brown (WCU), 2016

Most hits: 14, Brandon Waring (WOF), 2007; Sky Overton (FUR), 2017

Most runs: 13, David Beckley (CIT), 1996; Cory Harrilchak (Elon), 2008

Most doubles: 5, Joey Cox (WCU), 1991; Phillip Coker (COFC), 2004, Cameron Blaquiere (WCU), 2018

Most triples: 2, Matt Raleigh (WCU), 1991; Matt Wilson (GSU), 1993; Mike Tidick (WCU), 1994; Mark Hamlin (GSU), 1995; Franco Martin (VMI), 1995; Jim Reynolds (MAR), 1995; Mark Hamlin (GSU), 1996; Brian Joyce (DAV), 1997; Josh Edgeworth (COFC), 2000; Chris Behne (APP), 2000; Chad Hall (GSU), 2002; Drew Davis (Elon), 2004; Michael Kohn (COFC), 2007; Zeth Stone (SAM), 2012; Ryan Kinsella (Elon), 2013, Matt Pita (VMI), 2018

Most home runs: 5, Brandon Waring (WOF), 2007

Most total bases: 31, Brandon Waring (WOF), 2007

Most runs batted in: 16, Brandon Waring (WOF), 2007

Highest batting average (Min. 10 AB): .769 (10-for-13), Joe Jackson (CIT), 2013; .714 (10-for-14), A.J. Zickgraf (GSU), 2003; .688 (11-for-16), Craig Caudill (FUR), 2002

Most stolen bases: 6, Josh Edgeworth (COFC), 2000; Chris Morris (CIT), 2000

Most walks: 8, Dan McDonnell (CIT), 1990; Antoine Moran (GSU), 1997; Greg Blake (CofC), 2010; Matt Meeder (MER), 2016; Caleb Robinson (WCU), 2016

INDIVIDUAL TOURNAMENT PITCHING

Most appearances: 6, Jason Richman (GSU), 2014; 5, Doug Udzilla (WCU), 1990; David Noyce (FUR), 1997; Ted Toler (UNCG), 1998; Taft Cable (UNCG), 2001; Justin Smith (CIT), 2007; Raymond Copenhaver (CIT), 2007; Billy Greenfield (FUR), 2017

Most wins: 3, Jason Beverlin (WCU), 1993

Most innings pitched: 18.2, Jim Carragher (GSU), 1992

Lowest earned run average (min. 9 inn.): 0.00, Brian Rogers (CIT), 1998 (13.0 IP); Rodney Lemonds (APP), 2000 (11.0 IP); Justin Hess (GSU), 2013 (11.0 IP); Ryan Basner (WCU), 2003 (10 IP); Andy Rickman (WCU), 1985 (9.1 IP); Jay Reames (CIT), 1996 (9.0 IP); Scooter Michael (UNCG), 2002 (9.0 IP); Ryan Johnson (COFC), 2002 (9.0 IP); Jeff Stovall (FUR), 2002 (9.0 IP); Tom Mastny (FUR), 2003 (9.0 IP); Chris Mason (UNCG), 2003 (9.0 IP); Jimmy Reyes (Elon), 2010 (9.0 IP); Seth Grant (APP), 2011 (9.0 IP); C.K. Irby (SAM), 2013 (9.0 IP); Adam Scott (WOF), 2015 (9.0 IP); Will Gaddis (FUR), 2016 (9.0 IP)

Fewest hits (min. 9 inn.): 3, Dallas Rhinehart (ETSU), 1992 (9.0 IP); Brian Rogers (CIT), 1998 (13.0 IP); Robbie Huffstetler (APP), 2001 (9.0 IP)

Most strikeouts: 22, Chris Beck (GSU), 2011

Fewest walks (min. 9 inn.): 0, Ryan Askew (MER), 2016 (13.0 IP); Brad Josey (WCU), 2004 (10.2 IP); Ken Egleton (CIT), 2004 (9.0 IP); Jeff Stovall (FUR), 2002 (9.0 IP); Ben Hagar (APP), 2001 (9.0 IP); Mark DiFelice (WCU), 1997 (9.0 IP); C.K. Irby (SAM), 2013 (9.0 IP); Adam Scott (WOF), 2015 (9.0 IP); Julio Ayala (GSU), 1996; Phillip Grundy (WCU), 1992; Ken Britt (CIT), 1991

Most consecutive scoreless innings: 13.0, Brian Rogers (CIT), 1998; Wes Wrenn (CIT), 2007

Most saves: 4, Nick Hollstegge (FUR), 2005

SOCON CHAMPIONSHIP RECORDS

TEAM GAME BATTING

- Most at-bats:** 78, Western Carolina vs. Elon, 2011 (20 inn.)
- Most hits:** 24, Western Carolina vs. The Citadel, 1988
- Most hits by a losing team:** 18, VMI vs. The Citadel, 1989
- Most runs:** 25, Samford vs. Wofford, 2015
- Most runs by a losing team:** 17, Appalachian State vs. Western Carolina, 1986
- Most doubles:** 8, Georgia Southern vs. Western Carolina, 2003
- Most triples:** 3, Western Carolina vs. VMI, 1991; Georgia Southern vs. Davidson, 1993; Davidson vs. The Citadel, 1997
- Most home runs:** 7, Western Carolina vs. The Citadel, 1988
- Most total bases:** 54, Western Carolina vs. The Citadel, 1988
- Most runs batted in:** 25, Samford vs. Wofford, 2015
- Highest batting average:** .531 (17-for-32), Furman vs. Wofford (7 inn.), 2017
.500 (21-for-42), Georgia Southern vs. UNCG, 2008; (19-for-38), Furman vs. Western Carolina, 2015
- Most stolen bases:** 7, UNCG vs. Furman, 2002; The Citadel vs. Furman, 2010; Wofford vs. Samford, 2015
- Most walks:** 13, ETSU vs. Appalachian State, 1986; ETSU vs. Samford, 2017
- Most left on base:** 20, Western Carolina vs. Elon, 2011 (20 inn.)

TEAM GAME PITCHING

- Most innings pitched:** 20, Elon vs. Western Carolina, 2011; Western Carolina vs. Elon, 2011
- Most strikeouts:** 20, The Citadel vs. Furman, 1999; Western Carolina vs. Elon, 2011 (20 inn.)
- Most consecutive scoreless innings:** 9, on 17 occasions. Most recently by VMI vs. The Citadel, 2017
- Fewest hits:** 1, The Citadel vs. VMI, 1994; Georgia Southern vs. Furman, 2000

TEAM TOURNAMENT BATTING

- Most at-bats:** 228, Georgia Southern, 1992
- Most hits:** 75, Elon, 2013
- Most runs:** 66, Elon, 2008
- Most doubles:** 17, Western Carolina, 1991
- Most triples:** 5, Georgia Southern, 1993; Georgia Southern, 1995
- Most home runs:** 14, Western Carolina, 1988
- Most total bases:** 114, Georgia Southern, 1992; Elon, 2008
- Most runs batted in:** 64, Elon, 2008
- Highest batting average:** .423 (71-168), Elon, 2008
- Most stolen bases:** 18, The Citadel, 1996
- Most walks:** 34, Western Carolina, 2016

TEAM TOURNAMENT PITCHING

- Best earned run average:** 0.75, The Citadel, 1998 (3 ER/36.0 inn)
- Fewest runs allowed:** 3, The Citadel, 1998
- Most Complete Games:** 5, The Citadel, 2004
- Most strikeouts:** 62, Western Carolina, 2016
- Most consecutive scoreless innings:** 29.2, Western Carolina, 2003; 29.1, The Citadel, 1998
- Most saves:** 4, Furman, 2005
- Most shutouts pitched:** 3, Western Carolina, 2003
2, The Citadel, 1998

TOURNAMENT GAME - TWO TEAMS

- Most runs:** 35, Western Carolina (18) vs. Appalachian State (17), 1986
- Most hits:** 39, Elon (21) vs. College of Charleston (18), 2012
- Fewest runs:** 1, ETSU (1) vs. Appalachian State (0), 1992; Western Carolina (1) vs. Georgia Southern (0), 2003; Elon (1) vs. Samford (0), 2010; Georgia Southern (1) vs. Samford (0), 2011; 1, Wofford (1) vs. Furman (0), 2015
- Fewest hits:** 7, Western Carolina (5) vs. Georgia Southern (2), 2003; Georgia Southern (4) vs. Samford (3), 2011
- Most doubles:** 10, Davidson vs. VMI, 1987; Western Carolina vs. The Citadel, 1988; Appalachian State vs. Western Carolina, 1995; Georgia Southern vs. Western Carolina, 2003
- Most triples:** 3, Western Carolina vs. VMI, 1991; Georgia Southern vs. Davidson, 1993; The Citadel vs. Furman, 1996; Davidson vs. The Citadel, 1997; College of Charleston vs. UNCG, 2000
- Most home runs:** 9, Appalachian State vs. Davidson, 1987

MISCELLANEOUS GAME

- Longest game:** 20 innings, Western Carolina vs. Elon, 2011
- Most runs scored-one inning:** 15, Elon vs. Wofford, 2008
- Largest Margin of Victory:** 21, Samford (25) vs. Wofford (4), 2015
- Largest deficit overcome for victory:** 9 runs, Western Carolina vs. Appalachian State, 1993
- Largest deficit overcome in 9th inning for victory:** 3 runs, Furman vs. Western Carolina, 1991; Furman vs. Georgia Southern, 1998; The Citadel vs. Elon, 2010; Western Carolina vs. Wofford, 2016; ETSU vs. Western Carolina, 2017
- Most double plays turned:** 5, Appalachian State vs. Western Carolina, 1984; VMI vs. Georgia Southern, 1993; College of Charleston vs. Elon, 2011; UNCG vs. Furman, 2011
- Most triple plays:** 1, Marshall vs. Furman, 1990; UNCG vs. Georgia Southern, 2007; The Citadel vs. UNCG, 2015

MISCELLANEOUS TOURNAMENT

- Most double plays:** 10, Appalachian St., 1984; Georgia Southern, 1992
- Most triple plays:** 1, Marshall, 1990; UNCG, 2007; The Citadel, 2015
- Most extra-inning games:** 4, 2010
- Most mercy-rule games (instituted 2016):** 3, 2017, 2018

YEARLY STATISTICAL LEADERS

INDIVIDUAL BATTING

**If year is not listed, no record exists.*

BATTING AVERAGE

1957	Jim West, DAV	.459
1958	Jack Henzes, GWU (NCAA)	.417
1959	Marsh, CIT	.405
1960	Henry Mura, CIT	.478
1961	Jerry Buchanan, CIT (NCAA)	.429
1962	Mel Rideout, UR	.458
1963	Bobby Stewart, UR	.421
1964	Bill Marovic, WVU	.404
1965	Pete Britton, UR	.411
1966	Tim Hill, GWU	.470
1967	Richard Narron, ECU	.429
1968	Gordon Slade, DAV	.429
1969	Buster Holland, CIT	.413
1970	Tom Bondurant, UR	.356
1971	Neil Eichelberger, FUR	.389
1972	Reggie Dunnivant, UR; George Weicker, DAV	.337
1973	Rod Brewer, VMI	.408
1974	Steve Becker, W&M	.421
1975	George Weicker, DAV (NCAA)	.448
1976	Richard Wieters, CIT	.417
1977	Keith Ebersole, WCU	.423
1978	Joey Moffitt, APP	.450
1979	Randy Ingle, APP	.477
1980	Greg Hill, MAR	.438
1981	Robbie Peele, APP	.423
1982	Bill White, CIT	.474
1983	Greg Hill, MAR	.436
1984	Tony Welborn, APP	.416
1985	Billy Masse, DAV	.430
1986	Greg Weddle, VMI	.446
1987	Clint Fairey, WCU	.405
1988	Darron Healey, APP	.462
1989	Jason Nixon, MAR	.427
1990	Grant Brittain, WCU	.444
1991	Kevin Bellomo, WCU	.435
1992	Willando Ficklin, GSU	.401
1993	Mike Hooks, ETSU	.398
1994	Matt Wilson, GSU	.376
1995	Jody Henson, WCU	.401
1996	Alex Tolbert, WCU	.424
1997	Jeremy Bruce, WCU	.401
1998	Mike Berrier, APP	.381
1999	Charles Thomas, WCU	.406
2000	Matt Easterday, GSU	.440
2001	Scott Henley, GSU	.398
2002	Brett Spivey, CofC	.423
2003	Ryan Gordon, UNCG	.416
2004	Caleb Moore, ETSU	.455
2005	Jay Heafner, DAV	.448
2006	Jermaine Mitchell, UNCG	.397
2007	Brandon Waring, WOF	.401
2008	Chris Shehan, GSU	.438
2009	Joey Bergman, CofC	.452
2010	Wes Hobson, APP	.404
2011	Ross Heffley, WCU	.419
2012	Eric Phillips, GSU	.391
2013	Christian Wolfe, UNCG	.421
2014	Casey Jones, Elon	.418
2015	Kyle Lewis, MER	.367
2016	Andrew Moritz, UNCG	.400
2017	Andrew Moritz, UNCG	.392
2018	Andrew Moritz, UNCG	.428

HOME RUNS

1957	Junior Duff, W&M	6
1960	Dick Jones, CIT	7
1962	Brendle, CIT, Tom Shafer, WVU	4
1963	Jim Procopio, WVU; Larry Lawson, VT	5
1964	Dick Snyder, DAV	5
1965	Tom Porter, CIT; Phil King, FUR; Chuck Albertson, W&M	3
1966	Wayne Britton, ECU	4
1967	Andy Hancock, FUR	4
1968	John Medlin, W&M; Jimmy Snyder, ECU	8
1969	Carey Anderson, ECU	4
1970	Jerry Martin, FUR	4
1971	Neil Eichelberger, FUR	8
1972	Don Leege, FUR; Les Keenan, UR	4
1973	Steve Arrington, CIT	6
1974	Ron Staggs, ECU; Steve Anspaugh, APP	7

SOCON TRIPLE CROWN

Only two players have won the SoCon's Triple Crown since the league began keeping complete records in 1960.

Neil Eichelberger, Furman (1971)

.389 avg., 8 HR, 32 RBIs

Notes: Shared league RBI lead

George Weicker, Davidson (1975)

.448 avg., 10 HR, 44 RBIs

Notes: Led NCAA in average on the season; most HR and RBIs in known SoCon history to that point

1975	George Weicker, DAV	10
1976	Randy Howell, FUR	11
1977	Ronnie Brower, APP	12
1978	Ronnie Brower, APP	12
1979	John Baker, UTC	15
1980	Greg Robinette, ETSU	10
1981	Mike Nipper, ETSU	17
1982	Pete Camelo, APP	16
1983	Mike Nipper, ETSU	21
1984	Rock Hurst, FUR	13
1985	Greg Weddle, VMI	16
1986	Andre Crawford, APP	16
1987	Clint Fairey, WCU	19
1988	Clint Fairey, WCU	25
1989	Mark Poarch, WCU; Clint Fairey, WCU	14
1990	Grant Brittain, WCU	20
1991	Matt Raleigh, WCU	19
1992	Matt Raleigh, WCU	25
1993	Todd Greene, GSU	20
1994	Mike Tidick, WCU	15
1995	Alex Tolbert, WCU	20
1996	Tommy Peterman, GSU	26
1997	Alex Tolbert, WCU	19
1998	Philip Hartig, CIT	17
1999	Steve Harris, WCU	26
2000	Scott Henley, GSU	17
2001	Nathan Copeland, ETSU; Donovan Minero, WCU	17
2002	Lee Curtis, CofC; Donovan Minero, WCU	15
2003	Alan Beck, WCU	18
2004	Jared Greenwood, WCU	21
2005	Chris Campbell, CofC; Caleb Moore, ETSU	15
2006	Steven Strausbaugh, WCU	17
2007	Brandon Waring, WOF	27
2008	Michael Harrington, CofC	26
2009	Chase Austin, Elon	23
2010	Matt Leeds, CofC	21
2011	Victor Roache, GSU (NCAA)	30
2012	Brandon Miller, SAM (NCAA)	23
2013	Ryan Kinsella, Elon	21

2014	Jacob Hoyle, WCU; Adam Martin, WCU	14
2015	Kyle Lewis, MER	17
2016	Heath Quinn, SAM	21
2017	Collin Fleischer, VMI; Charlie Madden, MER	17
2017	Le Bassett, Mercer	17

RUNS BATTED IN

1960	Phil Chewning, FUR	27
1962	Bill Whaley, CIT	27
1963	Jim Procopio, WVU	36
1964	Rick Smyre, DAV	26
1965	Tom Porter, CIT	20
1966	Hinnant, DAV	26
1967	Jim Snyder, ECU	25
1968	John Medlin, W&M	32
1969	Eric Spink, GWU	24
1970	Jerry Martin, FUR	25
1971	Neil Eichelberger, FUR; Mike Aldridge, ECU	32
1972	Jeff Steckroth, W&M	24
1973	Steve Arrington, CIT	28
1974	Steve Anspaugh, APP	31
1975	George Weicker, DAV	44
1976	Randy Ingram, APP	37
1977	Keith Ebersole, WCU (NCAA)	48
1978	Ronnie Brower, APP	53
1979	John Baker, UTC	43
1980	Greg Robinette, ETSU	53
1981	Bryan Snyder, FUR	67
1982	Bill White, CIT	78
1983	Mike Nipper, ETSU	61
1984	Tony Welborn	52
1985	Alan Lewis, DAV	61
1986	Mike Carson, WCU	72
1987	Skip Nelloms, WCU	70
1988	Skip Nelloms, WCU	69
1989	Garrett Hinshaw, APP	53
1990	Anthony Jenkins, CIT	68
1991	Todd Raleigh, WCU	78
1992	Matt Raleigh, WCU	73
1993	Phillip Grundy, WCU; Chris Lemonis, CIT	66
1994	Mike Tidick, WCU	58
1995	Steve Wilson, GSU	61
1996	Tommy Peterman, GSU	82
1997	Steve Walson, GSU	77
1998	Chris Moore, CofC	66
1999	Chris Moore, WCU	84
2000	Phillip Hartig, CIT	86
2001	Scott Henley, GSU	84
2002	Matt Herring, GSU	77
2003	Alan Beck, WCU	71
2004	Chip Cannon, CIT; Greg Dowling, GSU	66
2005	Chris Campbell, CofC	87
2006	Steven Strausbaugh, WCU	64
2007	Kenny Smith, WCU	84
2008	Jeremie Tice, CofC	83
2009	Chase Austin, Elon	81
2010	Matt Leeds, CofC	88
2011	Victor Roache, GSU	84
2012	Daniel Kassouf, APP	66



Georgia Southern's Victor Roache set a SoCon record with 30 home runs in 2011.

YEARLY STATISTICAL LEADERS

2013	Ryan Kinsella, Elon	78
2014	Adam Martin, WCU	65
2015	Conor Clancey, WOF	66
2016	Heath Quinn, SAM	77
2017	JT Thomas, MER	62
2018	Andrew Moritz, UNCG	61

SLUGGING PERCENTAGE

1957	George Hart, DAV	.578
1958	Dave Kuhn, VT (NCAA)	.657
1959	Don Herman, GWU	.712
1960	Des Gatti, GWU	.736
1964	Tim Hill, GWU	.725
1968	Jimmy Snyder, ECU	.685
1971	Neil Eichelberger, FUR	.713
1975	George Weicker, DAV (NCAA)	.810
1977	Keith Ebersole, WCU, 1977	.721
1981	Mel Kinsey, WCU	.867
1984	Rock Hurst, FUR	.727
1985	Billy Masse, DAV	.741
1987	Dave Turgeon, DAV	.786
1989	Jason Nixon, MAR	.827
1990	Grant Brittain, WCU	.861
1991	Matt Raleigh, WCU	.776
1992	Matt Raleigh, WCU	.773
1993	Tim Kerns, DAV	.763
1996	Tommy Peterman, GSU	.760
1998	Stephen Crater, APP	.737
1999	Chris Moore, WCU	.744
2000	Matt Easterday, GSU	.770
2001	Nathan Copeland, ETSU	.743
2002	Lee Curtis, CofC	.738
2003	Lee Curtis, CofC	.747
2004	Caleb Moore, ETSU	.752
2005	Caleb Moore, ETSU	.705
2006	Steven Stausbaugh, WCU	.675
2007	Brandon Waring, WOF	.851
2008	Jeremie Tice, CofC	.838
2009	Pat Irvine, Elon	.789
2010	Mac Doyle, WOF	.755
2011	Victor Roache, GSU	.778
2012	Brandon Miller, SAM	.650
2013	Julian Ridings, WCU	.663
2014	Casey Jones, Elon	.668
2015	Kyle Lewis, MER	.677
2016	Kyle Lewis, MER	.731
2017	Tyler Sharp, VMI	.647
2018	Matt Pita, VMI	.721

ON-BASE PERCENTAGE

2000	Matt Easterday, GSU	.514
2001	Alan Beck, WCU	.515
2002	Brett Spivey, CofC	.488
2003	Ryan Gordon, UNCG	.473
2004	Chip Cannon, CIT	.514
2005	Jay Heafner, DAV	.533
2006	Greg Dowling, GSU	.511
2007	Brandon Waring, WOF	.518
2008	Chris Shehan, GSU	.557
2009	Joey Bergman, CofC	.551
2010	Rob Kral, CofC	.482
2011	Ross Heffley, WCU	.483
2012	Marty Gantt, CofC	.483
2013	Joe Jackson, CIT	.495
2014	Casey Jones, Elon	.502
2015	Matt Meeder, MER	.464
2016	Kyle Lewis, MER	.535
2017	Bryson Bowman, WCU	.470
2018	Brandon Michie, MER	.509

DOUBLES

1960	Shelly Sutton, FUR	11
1962	Sam Pickens, FUR; Joe Hatalla, WVU	8
1963	Steve Berzansky, WVU	11
1964	Bill Marovic, WCU	10
1965	Dick Snyder, DAV; Robin Porter, VMI	7
1966	Fred Rodriguez, ECU	8
1967	Chuck Albertson, W&M; Jim Rama, W&M	7
1968	Gary Laney, FUR	9
1969	Carey Anderson, ECU; Eric Spink, GWU	8
1970	Neil Eichelberger, FUR	10
1971	Mike Aldridge, ECU	10
1972	George Weicker, DAV	9
1973	Mike Kaufman, FUR; Mark Bond, FUR	7
1974	Steve Anspaugh, APP	9
1975	Paul Martin, CIT (NCAA)	13

1976	Ed Willingham, DAV	11
1977	Sonny Wooten, ECU	14
1978	Fred Brown, WCU	14
1979	Gary Robinette, ETSU	12
1980	Willie Carpenter, WCU	18
1981	Mark Velazquez, ETSU	16
1982	Todd Sager, MAR	16
1983	Ron Vincent, APP	16
1985	Mike Carson, WCU	20
1986	Alan Lewis, DAV	17
1987	Freddie Hailey, WCU	21
1988	Roy Vilardi, DAV	19
1989	Steve Hollins, APP	18
1990	Rodney Tesh, WCU	20
1991	Mark Page, ETSU; Joey Cox, WCU	18
1992	Joey Cox, WCU	21
1993	Chris Lemonis, CIT; Mike Tidick, WCU	19
1994	Brett Boretti, DAV; Roy Hurst, WCU	20
1995	Tyson Whitley, GSU	25
1996	Alex Tolbert, WCU	25
1997	Ryan Butler, CIT	22
1998	Aaron Haigler, CIT	25
1999	Jody Pollock, GSU; Dustin Langley, GSU;	20
	Philip Hartig, CIT; Stewart Sloan, DAV	20

2000	Dustin Langley, GSU	26
2001	Andy Baxter, ETSU	25
2002	Jason Sarvis, UNCG	24
2003	Rod Goldston, WCU; Lee Curtis, CofC	26
2004	Caleb Moore, ETSU	31
2005	D.J. Wabick, CofC	27
2006	Case Cassidy, FUR	23
2007	David Rubinstein, APP	30
2008	Brandon Sizemore, CofC	24
2009	Joey Bergman, CofC	25
2010	Cole Rakar, CofC	26
2011	Saxon Butler, SAM	26
2012	Eric Phillips, GSU	24
2013	Tyler White, WCU	27
2014	Heath Quinn, SAM; Bradley Strong, WCU;	20
	Casey Jones, Elon	20
2015	Conor Clancey, WOF	27
2016	Hunter Swilling, SAM	25
2017	Chris Cook, ETSU	22
2018	Chris Cook, ETSU	22

TRIPLES

1959	Don Herman, GWU	8
1960	Tom Clary, CIT; Paul Popovich, WVU	4
1962	Jim Procopio, WVU; Bill Whaley, CIT (NCAA)	4
1963	Jim Procopio, WVU	6
1964	Tim Hill, GWU	6
1965	Dick Snyder, DAV	4
1966	Claude Owen, DAV	5
1967	Randy Glesenkamp, W&M	5
1968	Jack Driscoll, W&M	4
1969	Ned Scherer, GWU	4
1970	Bubba Hooker, W&M; Hank Bunnell, GWU	5
1971	Bill Barnhill, DAV	5
1972	R. Ferry, CIT; Reggie Dunnivant, UR;	3
	Les Keenan, UR	3
1974	Richard Wieters, CIT; B. Daly, UR; B. Dziabul, APP	4
1975	Steve Becker, W&M (NCAA)	6
1976	Randy Ingram, APP	6
1977	Lee Glaze, FUR; Rick Martin, APP	5
1978	Ron Mayfield, UTC	6
1979	Dave Cardwell, ETSU	10
1980	Bob Roma, FUR	5
1981	Kip Hagwood, CIT	7
1982	Marcos Velazquez, ETSU	10
1983	Robbie Peele, APP; Tom Sams APP	5
1984	Freddie Hailey, WCU	6
1985	Jim Eldredge, WCU	4
1986	Lee Glaze, CIT; Ron Huntington, WCU	4
1987	Rob Morrison, MAR; Lawrence Sluder, APP;	3
	David Turgeon, DAV	3
1988	Billy Baker, CIT	6
1989	Garrett Hinshaw, APP; Anthony Jenkins, CIT;	4
	Buddy Ward, CIT	4
1990	Todd Raleigh, WCU; Phillip Tobin, CIT;	5
	Anthony Jenkins, CIT	4
1991	Rychlik, CIT; Matt Raleigh, WCU	5
1992	Vic Correll, CIT	6
1993	Ronnie Wagner, FUR; Louie Napoleon, VMI	4
1994	Louie Napoleon, VMI	7
1995	Scott McDaniel, APP	6
1996	Mark Hamlin, GSU	6



New York Yankees outfielder Brett Gardner (College of Charleston) was twice the SoCon leader in triples and stolen bases, and the speedster set SoCon marks with 85 runs (since broken) and 122 hits in 2005.

1997	Luke Goodwin, DAV	7
1998	Shane Sigmon, APP	6
1999	Billy Colome, CofC; Tracy Biggs, WCU	7
2001	Adam Etherington, FUR	6
2001	Adam Etherington, FUR	6
2002	Lee Curtis, CofC	9
2003	Lee Curtis, CofC	11
2004	Brett Gardner, CofC	9
2005	Evan Erickson, Elon; Brett Gardner, CofC;	5
	Shane Byrne, ETSU	5
2006	Chris Swauger, CIT	10
2007	Chris Dove, Elon; Chris Campbell, CofC	8
2008	Cover Overholtzer, UNCG; Chris Dove, Elon;	6
	Jason Rook, APP	6
2009	Isaac Harrow, APP; Corey Overholtzer, UNCG	6
2010	Mac Doyle, WOF	6
2011	Mac Doyle, WOF	7
2012	Daniel Aldrich, CofC	7
2013	Gunnar Heidt, CofC	7
2014	Jaylin Davis, APP	7
2015	Trey York, ETSU	6
2016	Andrew Moritz, UNCG	7
2017	Kody Ruedisili, WOF; Andrew Moritz, UNCG	6
2018	Andrew Moritz, UNCG	10

HITS

1960	Paul Popovich, WVU	43
1962	Joe Hatalla, WVU	39
1963	Steve Berzansky, WVU	41
1964	Bill Marovic, WVU	44
1965	Jim Hyder, DAV	40
1966	Jim Hyder, DAV	35
1967	Chuck Albertson, W&M	40
1968	Gordon Slade, DAV	42
1969	Rich Richardson, W&M	41
1970	Sam Perlozzo, GWU; Hank Bunnell, GWU;	33
	Mike Ross, CIT	33
1971	Bill Barnhill, DAV	44
1975	George Weicker, DAV	52
1976	Russell Lee, FUR	46
1977	Everette Smith, FUR	56
1978	John Baker, UTC	61
1979	Gary Robinette, ETSU	61
1986	Lee Glaze, CIT	88
1987	Keith LeClair, WCU	87
1988	Keith LeClair, WCU	101
1988	Clint Fairey, WCU	69
1989	Anthony Jenkins, CIT	89
1990	Anthony Jenkins, CIT	89
1991	Kevin Bellomo, WCU	101
1992	Rodney Hennon, WCU	92
1993	Rodney Hennon, WCU	87
1994	Roy Hurst, WCU	89
1995	Tyson Whitley, GSU	86
1996	Tommy Peterman, GSU	94
1997	Jeremy Bruce, WCU	99
1998	Terrence Smalls, CIT	90
1999	Eric Johnson, WCU	100

YEARLY STATISTICAL LEADERS

2000	Matt Easterday, GSU	107
2001	Scott Henley, GSU	99
2002	Lee Curtis, CofC	92
2003	Ryan Gordon, UNCG	96
2004	Byron Barber, CofC	107
2005	Brett Gardner, CofC	122
2006	Jermaine Mitchell, UNCG	93
2007	Chris Campbell, CofC	102
2008	Chris Shehan, GSU	98
2009	Sonny Meade, CIT	104
2010	Cole Rakar, CofC	102
2011	Eric Phillips, GSU	98
2012	Eric Phillips, GSU	93
2013	Aaron Attaway, WCU	97
2014	Casey Jones, Elon	82
2015	Matt Ramsay, WOF	84
2016	Ben Spitznagel, UNCG	95
2017	Andrew Moritz, UNCG	94
2018	Andrew Moritz, UNCG	92

TOTAL BASES

1971	Neil Eichelberger, FUR	77
1975	George Weicker, DAV	94
1977	Everette Smith, FUR	97
1978	John Baker, UTC	101
1979	Dave Cardwell, ETSU	106
1986	Mike Carson, WCU	123
1987	Clint Fairey, WCU	146
1988	Keith LeClair, WCU	179
1989	Clint Fairey, WCU	125
1990	Anthony Jenkins, CIT	161
1991	Matt Raleigh, WCU	173
1992	Matt Raleigh, WCU	177
1993	Todd Greene, GSU	152
1994	Mike Tidick, WCU	154
1995	Steve Wilson, GSU	146
1996	Tommy Peterman, GSU	187
1997	Jerry Simmons, CIT	147
1998	Philip Hartig, CIT	143
1999	Philip Hartig, CIT	171
2000	Matt Easterday, GSU	187
2001	Philip Hartig, CIT	166
2002	Lee Curtis, CofC	166
2003	Lee Curtis, CofC	174
2004	Jared Greenwood, WCU	160
2005	Chris Campbell, CofC	168
2006	Chris Swauger, CIT	147
2007	Brandon Waring, WOF; Kenny Smith, WCU	189
2008	Jeremie Tice, CofC	192
2009	Chase Austin, Elon	178
2010	Matt Leeds, CofC	167
2011	Victor Roache, GSU	179
2012	Brandon Miller, SAM	160
2013	Ryan Kinsella, Elon	168
2014	Aaron Mizell, GSU	132
2015	Kyle Lewis, MER	153
2016	Heath Quinn, SAM	165
2017	Chris Cook, ETSU; Tyler Tharp, VMI	143
2018	Matt Pita, VMI	163

RUNS

1960	Dick Jones, CIT	30
1962	Sam Pickens, FUR	28
1963	Bill Marovic, WVU	40
1964	Bill Marovic, WVU	34
1965	Jim Hyder, DAV	23
1966	Mullan, GWU	26
1967	Chuck Albertson, W&M; Chuck Guth, WVU	27
1968	Mike Ross, CIT	27
1969	Rich Richardson, W&M	41
1977	David Ball, WCU	46
1978	Wayne Tolleson, WCU	46
1979	Dave Cardwell, ETSU	47
1980	Gary Robinette, ETSU	36
1981	Marcos Velazquez, ETSU	71
1982	Mike Knox, CIT	66
1983	Tony Martin, ETSU	47
1984	David Hyatt, WCU	40
1985	Lawrence Sluder, APP	58
1986	Ed Dubiel, APP	60
1987	Billy Masse, DAV	64
1988	Keith LeClair, WCU	65
1989	Steve Hollins, APP	56
1990	Anthony Jenkins, WCU	70
1991	Kevin Bellomo, WCU	77
1992	Matt Raleigh, WCU	77

1993	Rodney Hennon, WCU	65
1994	Mike Tidick, WCU	62
1995	Tyson Whitley, GSU	57
1996	Tommy Peterman, GSU	66
1997	Jeremy Bruce, WCU	82
1998	Martin Barrow, WCU	72
1999	Eric Johnson, WCU	83
2000	Chris Morris, CIT	81
2001	Doug Schutt, UNCG	67
2002	Chris Walker, GSU	79
2003	Alan Beck, WCU	68
2004	Phillip Coker, CofC	75
2005	Brett Gardner, CofC	85
2006	Barrett Shaft, WCU	68
2007	Oliver Marmol, CofC	84
2008	Chris Shehan, GSU	84
2009	Joey Bergman, CofC	88
2010	Cole Rakar, CofC	76
2011	Shawn Payne, GSU	70
2012	Marty Gantt, CofC	68
2013	Aaron Attaway, WCU	68
2014	Bradley Strong, WCU	58
2015	Hunter Swilling, SAM	63
2016	Kyle Lewis, MER	70
2017	Chris Cook, ETSU; Aaron Maher, ETSU	62
2018	Trey Truitt, Mercer	71

STOLEN BASES

1960	Gaines Mason, FUR	17
1962	Larry Hitchcock, CIT; Jim Procopio, WVU	13
1963	Bill Marovic, WVU	27
1964	Bill Marovic, WVU	27
1965	Bill Marovic, WVU	20
1966	Tom Parke, WVU	15
1967	Joe Lalli, GWU (NCAA)	21
1968	Jimmy Rama, W&M	16
1974	Mike Ramsey, APP	34
1975	Rick Schwartzman, W&M (NCAA)	27
1976	Rick Schwartzman, W&M	26
1977	Wayne Tolleson, WCU	26
1978	Wayne Tolleson, WCU	29
1979	John Porter, DAV	15
1982	Mike Knox, CIT	39
1984	Eddy Halleman, FUR	19
1985	Tim Jones, CIT	46
1986	Eddy Halleman, FUR	35
1987	Gary Sibayan, VMI	24
1988	Gary Sibayan, VMI	26
1989	Billy Swails, CIT	17
1990	Dan McDonnell, CIT	38
1991	Dan McDonnell, CIT	30
1992	Vic Correll, CIT; Dan McDonnell, CIT	27



Jared Greenwood was one of four Western Carolina sluggers to lead the SoCon in home runs between 2001-06 when he hit 21 in 2004.

1993	Will Shellman, APP	29
1994	David Beckley, CIT	39
1995	David Groseclose, VMI	33
1996	Antoine Moran, GSU	50
1997	Terrence Smalls, CIT	33
1998	Terrence Smalls, CIT	49
1999	Chris Morris, CIT	52
2000	Chris Morris, CIT	84
2001	Chris Walker, GSU	41
2002	Chris Walker, GSU	48
2003	Brett Gardner, CofC	28
2004	Byron Barber, CofC	25
2005	Brett Gardner, CofC	38
2006	Phillip Coker, CofC	36
2007	Chris Dove, Elon	31
2008	Chris Dove, Elon	38
2009	Trevor Collias, WCU	30
2010	Shawn Payne, GSU	43
2011	Shawn Payne, GSU	33
2012	Hector Crespo, APP	30
2013	William Head, APP; Ben Morgan, GSU	27
2014	Hunter Burton, FUR (NCAA)	41
2015	Jordan Tarsovich, VMI	24
2016	Garrett Brown, WCU	34
2017	Ryan Hagan, MER	24
2018	Nathan Eaton, VMI	36

BASES ON BALLS

1960	Harold Honeycutt, VT	23
1983	Mel Kinsey, WCU	55
1985	Ken Vickery, CIT	52
1990	Dan McDonnell, CIT	62
1991	Dan McDonnell, CIT	53
1992	Dan McDonnell, CIT	63
1993	Todd Greene, GSU	44
1994	Franco Martin, VMI	44
1995	Sy Jones, GSU	59
1996	Bo Betchman, CIT; Sy Jones, GSU	49
1997	Alex Tolbert, WCU	59
1998	Chris Moore, WCU	62
1999	Chris Morris, CIT	57
2000	Shane Schumaker, UNCG; Chris Morris, CIT	47
2001	Shane Schumaker, UNCG	43
2002	Strat Stavrou, WOF	41
2003	Alan Beck, WCU	47
2004	Chip Cannon, CIT	71
2005	Jared Greenwood, WCU	54
2006	Greg Dowling, GSU	53
2007	Blake Murphy, WCU	52
2008	Ricky Orton, UNCG	61
2009	Chris McGuinness, CIT	65
2010	Rob Kral, CofC	58
2011	Rob Kral, CofC	61
2012	Marty Gantt, CofC; Hector Crespo, APP	45
2013	Bo Thompson, CIT	54
2014	T.J. Dixon, SAM; Bo Thompson, CIT	41
2015	Matt Meeder, MER	48
2016	Kyle Lewis, MER	66
2017	Ryan Hagan, MER	41
2018	Brett Rodriguez, WOF	48

HIT BY PITCH

2000	Karl Morris, CofC	20 or 21
2002	Brett Anderson, CofC	20
2003	James Payne, GSU	23
2004	Byron Barber, CofC	24
2005	Gary Morris, Elon	32
2006	Tim Hallam, WCU	19
2007	Graham Maiden, CofC	29
2008	Bennett Davis, Elon	22
2009	Griffin Benedict, GSU	24
2010	Chris Barker, UNCG	26
2011	Trevor Edwards, UNCG	18
2012	Tyler Zupcic, APP; Scooter Williams, GSU	14
2013	Scooter Williams, GSU	19
2014	Bo Thompson, CIT	22
2015	Danny Edgeworth, MER	16
2016	Kramer Ferrell, WCU	18
2017	JT Thomas, MER	16
2018	Andrew Orzel, WOF	36

INDIVIDUAL PITCHING

1952	Moe Bauer, WF	11
------	---------------	----

YEARLY STATISTICAL LEADERS

1959	Dennis Hill, GWU; Paul Chuma, WVU	8
1960	Dick Almes, CIT	8
1962	Tom Shafer, WVU	9
1963	John Radosevich, WVU	9
1964	John Radosevich, WVU	9
1965	John Radosevich, WVU	8
1966	Jerry Meadows, WVU	9
1967	Jay Newton, W&M; Mike Moschel, WVU; Dick Balderson, UR	7
1968	Hank Bunnell, GWU	9
1969	Hank Bunnell, GWU	6
1970	Hank Bunnell, GWU	9
1971	John Katona, FUR; Doug Pounder, CIT	10
1972	John Katona, FUR	8
1973	Tommy Toms, ECU; Steve Anspaugh, APP	7
1974	R. Martin, UR, Jim Blankenship, APP	7
1975	Hank Welch, CIT; Joel Tew, DAV	8
1976	Mickey Britt, ECU	10
1977	Jerry Reed, WCU	10
1978	Mike Pendleton, CIT	9
1979	Frank Galloway, CIT	9
1980	Jeff Andrews, ETSU	11
1981	Joe Graves, ETSU	11
1982	Phil Pierce, ETSU	10
1983	Mike Cherry, CIT	12
1984	Pete Hardee, APP	12
1985	Scott Gay, WCU	12
1986	Keith Smith, WCU	10
1987	Steve Condon, DAV	9
1988	Greg Wilcox, DAV	11
1989	Pete Palmer, APP	8
1990	Jack Kimel, WCU	11
1991	Will Ertel, FUR	12
1992	Jack Kimel, WCU	10
1993	Jason Beverlin, WCU	12
1994	Jason Beverlin, WCU	11
1995	William Rushing, GSU; Chris Pollard, DAV	11
1996	Julio Ayala, GSU	15
1997	Mark DiFelice, WCU	10
1998	Mark DiFelice, WCU	11
1999	Matt Baber, ETSU	12
2000	David Ray, GSU	12
2001	Brett Lewis, GSU	9
2002	Scooter Michael, UNCG	12
2003	Tom Mastny, FUR; Jarrett Santos, UNCG	11
2004	Ryan Johnson, CofC; Jonathan Ellis, CIT	12
2005	Jeremy Hall, ETSU	10
2006	Nick Chigges, CofC	11
2007	Nick Chigges, CofC; Ben Austin, WOF	11
2008	Steven Hensley, Elon	10
2009	Chris Mederos, GSU	11
2010	Asher Wojciechowski, CIT	12
2011	Josh Renfro, CofC; Chris Beck, GSU; Josh Adams, GSU	9
2012	Josh Martin, SAM	12
2013	Jeremy Null, WCU; Jamie Nunn, APP	9
2014	Alex Ledford, SAM	11
2015	Matthew Milburn, WOF	10
2016	Will Gaddis, FUR	10
2017	Will Gaddis, FUR	9
2018	Matt Frisbee, UNCG, Robert Broom, MER	10

EARNED RUN AVERAGE

1957	Fox, CIT	1.44
1958	Paul Chuma, WVU (NCAA)	1.50
1960	Jim Carter, WVU	1.07
1962	Tom Shafer, WVU	1.52
1963	Joe Jeran, WVU	1.15
1964	Percy Sensabaugh, VMI	0.67
1965	Winston Blenckstone, UR	0.99
1966	Vaughn Kovach, WVU	0.66
1967	Marshall Dellinger, ECU	0.85
1968	Dennis Burke, ECU	0.91
1969	Terry Deaver, FUR	0.83
1970	Ron Hastings, ECU	0.56
1971	Rich Richardson, W&M	0.87
1972	Rusty Booth, CIT	0.95
1973	Roger Hatcher, UR	0.69
1974	Dave LaRussa, ECU	0.87
1975	Dean Reavis, ECU	1.82
1976	Pete Conaty, ECU	1.21
1977	Mickey Britt, ECU	1.68
1978	Don Gordon, CIT	1.72
1979	Frank Galloway, CIT	1.00
1980	Mike Sullivan, MAR	0.60
1981	Alan Hurt, CIT	1.85

1982	Kirk Bailey, APP	1.25
1983	David Mills, CIT	1.13
1984	Rich Collins, CIT	1.70
1985	J.D. McKinney, MAR	3.05
1986	Mike Montei, CIT	2.84
1987	Ward Withrow, CIT	1.32
1988	Paul Menhart, WCU	3.55
1989	Matt Gore, CIT	2.41
1990	Ken Britt, CIT (preCWS)	1.97
1991	Ken Britt, CIT	2.59
1992	Gettys Glaze, CIT	1.70
1993	John Price, CIT	2.20
1994	Britt Reames, CIT	2.16
1995	Donald Morillo, CIT	1.60
1996	Dan Stutzman, APP	2.24
1997	Tom Martin, CIT	3.25
1998	Jason Parsons, UNCG	2.32
1999	Lucas Hocker, CofC	2.52
2000	Eric Talbert, CIT	2.76
2001	Eric Talbert, CIT	2.06
2002	Randy Corn, CIT	1.37
2003	Tom Mastny, FUR	1.09
2004	Jonathan Ellis, CIT	2.18
2005	Chris Mason, UNCG	2.88
2006	Nick Chigges, CofC	1.40
2007	Drew Saberhagen, WCU	2.87
2008	Jay Jackson, FUR	3.17
2009	Matt Talley, CIT	3.42
2010	Matt Benedict, WCU	3.11
2011	Andy Moye, GSU; Matt Murray, GSU	2.39
2012	Christian Powell, CofC	2.69
2013	Alex Abrams, FUR	2.43
2014	Jason Richman, GSU	1.20
2015	Morgan Pittman, MER	2.43
2016	Andrew Wantz, UNCG	2.97
2017	Will Gaddis, FUR	1.89
2018	Robert Broom, MER	1.70

STRIKEOUTS

1955	Jim Heise, WVU	111
1959	Dick Almes, CIT	127
1960	Paul Chuma, WVU	87
1962	Frank Griffith, UR	84
1963	John Radosevich, WVU (NCAA)	95
1964	John Radosevich, WVU	123
1965	John Radosevich, WVU	120
1966	Holland, DAV	113
1967	Jerry Meadows, ECU	105
1968	Hank Bunnell, GWU	93
1969	Hank Bunnell, GWU	79
1970	Hank Bunnell, GWU	110
1971	John Katona, FUR	109
1972	Steve Arrington, CIT	68
1973	Steve Arrington, CIT	93



Wofford pitcher Ben Austin paced the SoCon with 11 wins in 2007 and a pair of shutouts in 2008.

1974	Todd Brenizer, FUR	78
1975	Richard Wieters, CIT	62
1976	Chris Davis, W&M	84
1977	Tim Barr, DAV	106
1978	Mike Pendleton, CIT	98
1979	Mike Pendleton, CIT	91
1981	Jeff Barkley, CIT	88
1982	Mike Cherry, CIT	106
1983	Mike Cherry, CIT	132
1984	Scott Gay, WCU	62
1985	Scott Gay, WCU	118
1986	Len Stratton, APP	90
1987	Len Stratton, APP	69
1988	Greg Wilcox, DAV	86
1989	Paul Menhart, WCU	64
1990	Paul Menhart, WCU	82
1991	Will Ertel, FUR	96
1992	Gettys Glaze, CIT	104
1993	Jason Beverlin, WCU	106
1994	Jason Beverlin, WCU	154
1995	William Rushing, GSU	172
1996	Julio Ayala, GSU	143
1997	Ryan Cummings, GSU	104
1998	Brian Rogers/Brian Wiley, CIT	159
1999	Brian Wiley, CIT	150
2000	David Ray, GSU	115
2001	Reid Casey, ETSU	107
2002	Brett Lewis, GSU	122
2003	Dennis Dove, GSU	118
2004	Jonathan Ellis, CIT	131
2005	Chris Mason, UNCG	135
2006	Everett Teaford, GSU	122
2007	Nick Chigges, CofC	112
2008	Steven Hensley, Elon	99
2009	Chris Mederos, GSU	113
2010	Asher Wojciechowski, CIT	155
2011	Chris Beck, GSU	109
2012	Chris Beck, GSU	115
2013	Justin Hess, GSU	120
2014	Sam Howard, GSU	94
2015	James Reeves, CIT	115
2016	Matthew Milburn, WOF	103
2017	JP Sears, CIT	142
2018	Adam Scott	137

INNINGS PITCHED

1960	Dick Almes, CIT	94.0
1961	Lee Melear, VT	74.2
1962	Tom Shafer, WVU	88.1
1963	Tony Romasco, GWU	76.2
1964	John Radosevich, WVU	81.0
1965	John Radosevich, WVU	77.0
1966	Howard Bryan, DAV	90.0
1967	Jay Newton, W&M	97.0
1968	Dick Balderson, UR	80.0
1969	Hank Bunnell, GWU	88.1
1970	Hank Bunnell, GWU	102.1
1971	Rick Pipan, DAV	94.0
1972	John Katona, FUR	76.1
1973	Tommy Toms, ECU	77.1
1974	Jim Blankenship, APP	93.1
1975	Joel Tew, DAV	94.2
1976	Mickey Britt, ECU	103.2
1977	Tim Barr, DAV	113.1
1978	Albie DeYoung, MAR	75.0
1979	Frank Galloway, CIT	99.0
1981	Jeff Barkley, CIT	94.0
1985	Scott Gay, WCU	113.1
1989	Paul Menhart, WCU	86.1
1990	Billy Baker, CIT	109.1
1991	Will Ertel, FUR	132.1
1992	Phillip Grundy, WCU	110.1
1993	Jason Beverlin, WCU	105.1
1994	Jason Beverlin, WCU	124.1
1995	William Rushing, GSU	160.0
1996	Julio Ayala, GSU	152.0
1997	Clint Sauls, GSU	115.0
1998	Clint Sauls, GSU	122.0
1999	David Pember, WCU	119.2
2000	Matt Baber, ETSU	133.2
2001	Reid Casey, ETSU	117.1
2002	Brett Lewis, GSU	126.1
2003	Ryan Basner, WCU	125.0
2004	Jonathan Ellis, CIT	136.1
2005	Everett Teaford, GSU	119.2
2006	Everett Teaford, GSU	120.1

YEARLY STATISTICAL LEADERS

2007	Austin Redwine, WOF	109.0
2008	Jay Jackson, FUR	99.1
2009	Wes Wrenn, CIT	102.0
2010	Asher Wojciechowski, CIT	125.2
2011	Chris Beck, GSU	103.0
2012	Josh Martin, SAM	110.0
2013	Kyle Webb, Elon	104.0
2014	Jordan Smith, WCU	105.0
2015	Alex Ledford, SAM	104.1
2016	Ryan Askew, MER; Will Gaddis, FUR	101.2
2017	Josh Winder, VMI	107.2
2018	Adam Scott, WOF	103.1

COMPLETE GAMES

1956	Charlie Moore, FUR	9
1965	John Radosevich, WVU	9
1966	Four players	7
1967	Jay Newton, W&M; Dick Balderson, UR	11
1968	Hank Bunnell, GWU; Dick Balderson, UR	9
1970	John Katona, FUR	10
1971	Rick Pipan, DAV	11
1974	Jim Blankenship, APP	9
1975	Joel Tew, DAV	10
1976	Jeff Roberts, FUR	9
1977	Tim Barr, DAV	10
1978	Albie DeYoung, MAR	8
1979	Mike Priesmeyer, ETSU	9
1980	Jeff Andrews, ETSU	9
1981	Jeff Barkley, CIT	9
1985	Kirk Burnett, FUR; Chris Johnson, ETSU	9
1989	Mike Clark, FUR	7
1990	Danny Clark, ETSU	8
1991	Will Ertel, FUR	11
1992	Charles Braswell, FUR; Dallas Rinehart, ETSU	9
1993	Matt Spade, MAR	7
1994	Matt Spade, MAR	9
1995	Chris Pollard, DAV	11
1996	W.G. Smith, VMI	7
1997	Jonathan Coulombe, DAV	10
1998	Michael Harrell, ETSU	7
1999	Matt Baber, ETSU	11
2000	Matt Baber, ETSU	9
2001	Toby David, FUR; George Lehr, WOF	4
2002	Jay Metzger, UNCG	6
2003	Tom Mastny, FUR	8
2004	Jonathan Ellis, CIT	9
2005	Chris Mason, UNCG	8
2006	Everett Teaford, GSU	4
2007	Seven tied	2
2008	Jesse Simpson, CofC; Ben Austin, WOF	2
2009	Wes Wrenn, CIT	3
2010	Asher Wojciechowski, CIT; Ian Parry, FUR; Jake Brown, GSU	3
2011	Matt Talley, CIT; Chris Beck, GSU; Andy Moye, GSU; Jordan Smith, WCU; Cash Collins, WOF	2
2012	Chris Beck, GSU	4
2013	C.K. Irby, SAM	3
2014	Tyler Moore, APP	5
2015	Eric Nyquist, MER	3
2016	Will Gaddis, FUR; Josh Winder, VMI; Matthew Milburn, WOF	2
2017	Josh Winder, VMI; Austin Higginbotham, WOF	3
2018	Austin Higginbotham, Adam Scott, WOF	2

APPEARANCES

1989	Dan Norman, APP	22
1990	Hank Kraft, CIT	27
1991	Hank Kraft, CIT	26
1992	Billy Goodrich, VMI; Hank Kraft, CIT	24
1993	Paul Thornton, GSU	35
1994	Mike Manning, WCU	40
1995	Donald Morillo, CIT	32
1996	Tod Lee, GSU	38
1997	Tod Lee, GSU	42
1998	Tom Martin, CIT	38
1999	Marty Jones, GSU	33
2000	Taft Cable, UNCG	38
2001	Ted Toler, UNCG	41
2002	Randy Corn, CIT	39
2003	Jarrett Santos, UNCG	41
2004	Jarrett Santos, UNCG	34
2005	Luke Miller, WCU	37
2006	Patrick Currin, UNCG	38
2007	Kyle Kamppi, GSU	37
2008	James White, UNCG	38

2009	Mike Frongello, DAV	34
2010	Andrew Chilcoat, WCU	34
2011	Mike Frongello, DAV	39
2012	Ryan Hines, CIT	36
2013	Zach Sherrill, CIT	48
2014	Jason Richman, GSU (NCAA)	47
2015	Zach Lavery, CIT	41
2016	Robert Broom, MER	41
2017	Billy Greenfield, FUR	35
2018	Nick Spear, MER	32

SAVES

1988	Brad Wanzenberg, DAV	11
1989	Tripp Blanton, CIT; Dan Norman, APP	6
1990	Hank Kraft, CIT; Doug Uzdilla, WCU	7
1991	Hank Kraft, CIT	9
1992	Hank Kraft, CIT	12
1993	Paul Thornton, GSU	17
1994	Mike Manning, WCU	14
1995	Donald Morillo, CIT	13
1996	Tod Lee, GSU	11
1997	Tod Lee, GSU; Tom Martin, CIT	7
1998	David Pember, WCU; Tom Martin, CIT	8
1999	Brett Davey, CofC; Jay Morgan, CIT; Ian Ostlund, VMI	7
2000	Jay Morgan, CIT	10
2001	Randy Corn, CIT; Andy Hutchings, CofC	12
2002	Randy Corn, CIT	13
2003	Chris Mason, UNCG	8
2004	Brett Harker, CofC	13
2005	Brett Harker, CofC	15
2006	Josh McLaughlin, CofC; Link Saunders, CIT	15
2007	A.J. Battisto, GSU; Greg Holland, WCU	10
2008	Thomas Girdwood, Elon	10
2009	Thomas Girdwood, Elon	17
2010	Chris Patterson, APP	13
2011	Andrew Jones, SAM	15
2012	Nathan Hyatt, APP	16
2013	Preston Hatcher, WCU	14
2014	Skylar Hunter, CIT	15
2015	Will Stillman, WOF	15
2016	Will Stillman, WOF	9
2017	Wyatt Burns, SAM	12
2018	Wyatt Burns, SAM	13

SHUTOUTS

1979	Frank Galloway, CIT	4
1981	Jeff Montgomery, MAR	4
1989	Matt Gore, CIT; Paul Menhart, WCU	2
1990	Richard Shirer, CIT	3
1991	Ken Britt, CIT; Chris Smith, APP	3
1992	Gettys Glaze, CIT	5
1993	Clint Fair, GSU	3
1994	Tim Roth, GSU; William Rushing, GSU	3
2000	Four tied	1
2001	Six tied	1
2002	Five tied	2
2003	10 tied	1
2004	Jonathan Ellis, CIT	2
2005	Chris Mason, UNCG	1
2006	Nick Chiggas, CofC	2
2007	Six tied	1
2008	Ben Austin, WOF	2
2009	David Peterson, CofC; Matt Crim, CIT	1
2010	Matt Talley, CIT; Jimmy Reyes, Elon	2
2011	Jordan Smith, WCU	2
2012	Six tied	1
2013	Sam Agnew-Wieland, APP	2
2014	Five tied	1
2015	Eric Nyquist, MER; Adam Scott, WOF	2
2016	Five tied	1
2017	Five tied	1
2018		0

OPPOSING BATTING AVERAGE

2000	Jason Cadenhead, GSU	.226
2001	Randy Corn, CIT	.209
2002	Randy Corn, CIT	.157
2003	Tom Mastny, FUR	.178
2004	Jonathan Ellis, CIT	.221
2005	Link Saunders, CIT	.234
2006	Nick Chiggas, CofC	.205
2007	Jeff Beliveau, CofC	.229
2008	Jay Jackson, FUR	.216
2009	Rob Gilliam, UNCG	.224
2010	Asher Wojciechowski, CIT	.233

2011	Matt Murray, GSU	.207
2012	Matt Pegler, CofC	.221
2013	Alex Abrams, FUR	.236
2014	Danny Mooney, DAV	.203
2015	James Reeves, CIT	.227
2016	Andrew Wantz, UNCG	.199
2017	Robert Broom, MER	.195
2018	Samuel Strickland, SAM	.177

TEAM BATTING

BATTING AVERAGE

1963	The Citadel	.219
1964	West Virginia	.283
1965	George Washington	.279
1966	George Washington	.318
1967	East Carolina	.273
1968	George Washington	.284
1969	William & Mary	.269
1970	Richmond	.275
1971	Furman	.272
1972	Richmond	.262
1973	Appalachian State	.278
1974	Appalachian State	.268
1975	The Citadel	.293
1976	The Citadel	.295
1977	Western Carolina	.322
1978	Appalachian State	.353
1979	ETSU	.302
1980	Western Carolina	.324
1981	Appalachian State	.346
1982	The Citadel	.346
1983	Appalachian State	.317
1984	Appalachian State	.314
1985	Appalachian State	.328
1986	Appalachian State	.343
1987	Western Carolina	.314
1988	Appalachian State	.339
1989	Marshall	.317
1990	Western Carolina	.314
1991	Western Carolina	.330
1992	Western Carolina	.320
1993	ETSU	.313
1994	Western Carolina	.295
1995	Georgia Southern	.294
1996	Appalachian State	.314
1997	Western Carolina	.351
1998	ETSU	.314
1999	Western Carolina	.328
2000	The Citadel	.325
2001	Western Carolina	.311
2002	Western Carolina	.334
2003	The Citadel; Georgia Southern	.307
2004	College of Charleston	.341
2005	College of Charleston	.355
2006	College of Charleston	.325
2007	College of Charleston	.350
2008	Georgia Southern	.346
2009	College of Charleston	.345
2010	College of Charleston	.319
2011	Western Carolina	.302
2012	Western Carolina	.310
2013	UNCG	.311
2014	UNCG	.310
2015	Samford	.304
2016	UNCG (NCAA)	.345
2017	UNCG	.320
2018	UNCG	.326

HOME RUNS

1963	VMI	15
1964	Davidson	13
1965	Virginia Tech	10
1966	East Carolina	10
1967	East Carolina	14
1968	East Carolina	27
1969	East Carolina	16
1970	Furman	13
1971	Furman	29
1972	East Carolina	13
1973	Richmond	10
1974	East Carolina	19
1975	Davidson	24
1976	Richmond	24
1977	Western Carolina	37

YEARLY STATISTICAL LEADERS

1978	Appalachian State	41
1979	ETSU	44
1980	ETSU	40
1981	ETSU	69
1982	ETSU	60
1983	ETSU	59
1984	Western Carolina	36
1985	Appalachian State	78
1986	Appalachian State	76
1987	Davidson	84
1988	Western Carolina	112
1989	Western Carolina	70
1990	Western Carolina	65
1991	Western Carolina	67
1992	Western Carolina	87
1993	Western Carolina; Davidson	67
1994	Davidson	47
1995	Georgia Southern	57
1996	Georgia Southern	73
1997	Western Carolina	100
1998	Western Carolina	55
1999	Western Carolina	82
2000	UNCG	61
2001	Georgia Southern	60
2002	Western Carolina	56
2003	Western Carolina	58
2004	Western Carolina	66
2005	ETSU	69
2006	Elon	68
2007	Wofford	108
2008	College of Charleston	130
2009	Elon	138
2010	College of Charleston	105
2011	College of Charleston	81
2012	Samford	66
2013	Western Carolina	71
2014	Georgia Southern	61
2015	Samford (NCAA)	85
2016	Mercer	93
2017	Mercer	79
2018	Mercer	80

SLUGGING PERCENTAGE

2000	The Citadel	.478
2001	Western Carolina	.473
2002	College of Charleston	.508
2003	College of Charleston	.464
2004	College of Charleston	.485
2005	ETSU	.523
2006	Furman	.471
2007	College of Charleston	.570
2008	College of Charleston	.607
2009	Elon	.596
2010	College of Charleston	.539
2011	College of Charleston	.486
2012	Samford	.457
2013	Western Carolina	.493
2014	Davidson	.459
2015	Samford	.489
2016	UNCG (NCAA)	.538
2017	Mercer	.484
2018	VMI	.477

ON-BASE PERCENTAGE

2000	The Citadel	.410
2001	College of Charleston; Western Carolina	.391
2002	College of Charleston	.412
2003	Georgia Southern	.396
2004	College of Charleston	.431
2005	College of Charleston	.432
2006	Elon	.402
2007	College of Charleston	.423
2008	Georgia Southern	.437
2009	College of Charleston	.430
2010	College of Charleston	.413
2011	College of Charleston	.394
2012	Samford	.387
2013	The Citadel	.395
2014	Western Carolina	.383
2015	Wofford	.392
2016	UNCG (NCAA)	.425
2017	Mercer	.401
2018	Mercer	.400

RUNS

2000	The Citadel	492
------	-------------	-----

2001	Georgia Southern	500
2002	College of Charleston	533
2003	Western Carolina	477
2004	College of Charleston	535
2005	College of Charleston	553
2006	Elon	491
2007	College of Charleston	552
2008	College of Charleston	627
2009	Elon	604
2010	College of Charleston	576
2011	College of Charleston	446
2012	Samford	436
2013	The Citadel	434
2014	Georgia Southern	413
2015	Samford	435
2016	UNCG	492
2017	UNCG	438
2018	Mercer	479

HITS

2000	The Citadel	687
2001	Georgia Southern	690
2002	Georgia Southern	733
2003	Western Carolina	694
2004	College of Charleston	760
2005	College of Charleston	814
2006	College of Charleston	725
2007	College of Charleston	760
2008	Georgia Southern	751
2009	The Citadel	728
2010	College of Charleston	732
2011	College of Charleston	627
2012	Samford	674
2013	Western Carolina	653
2014	Georgia Southern	627
2015	Samford	636
2016	UNCG (NCAA)	726
2017	Furman	676
2018	Mercer	635

RUNS BATTED IN

2000	The Citadel	444
2001	Georgia Southern	442
2002	College of Charleston	450
2003	Western Carolina	421
2004	College of Charleston	475
2005	College of Charleston	495
2006	Elon	449
2007	College of Charleston	513
2008	College of Charleston	589
2009	Elon	558
2010	College of Charleston	532
2011	College of Charleston	416



Furman's Tom Mastny recorded a 1.09 ERA in 2003, which stands as the lowest mark in the SoCon in since 1980.

2012	Samford	399
2013	The Citadel	398
2014	Georgia Southern	372
2015	Samford	405
2016	UNCG	451
2017	UNCG	400
2018	Mercer	437

DOUBLES

2000	Georgia Southern	155
2001	Western Carolina	143
2002	College of Charleston	151
2003	Western Carolina	148
2004	Western Carolina	137
2005	College of Charleston	174
2006	Appalachian State	136
2007	Appalachian State	168
2008	College of Charleston	161
2009	College of Charleston	156
2010	College of Charleston	160
2011	College of Charleston	134
2012	Appalachian State	134
2013	Western Carolina	145
2014	Samford	120
2015	Wofford	125
2016	UNCG	145
2017	ETSU	130
2018	Wofford	114

TRIPLES

2000	The Citadel	23
2001	Furman	24
2002	College of Charleston	42
2003	College of Charleston	27
2004	College of Charleston	23
2005	ETSU	17
2006	The Citadel	21
2007	College of Charleston	26
2008	Elon	24
2009	Elon	24
2010	UNCG	21
2011	Elon	21
2012	Appalachian State	20
2013	Elon	19
2014	Appalachian State	21
2015	Wofford	20
2016	UNCG (NCAA)	32
2017	UNCG (NCAA)	33
2018	UNCG	30

TOTAL BASES

2000	Georgia Southern	1,018
2001	Georgia Southern	1,028
2002	College of Charleston	1,089
2003	Western Carolina	1,044
2004	College of Charleston	1,080
2005	College of Charleston	1,196
2006	Elon	1,022
2007	College of Charleston	1,237
2008	College of Charleston	1,304
2009	Elon	1,310
2010	College of Charleston	1,237
2011	College of Charleston	1,028
2012	Samford	1,020
2013	Western Carolina	1,045
2014	Georgia Southern	940
2015	Samford	1,023
2016	UNCG	1,130
2017	Furman	1,036
2018	Mercer	996

BASES ON BALLS

2000	College of Charleston	314
2001	UNCG	293
2002	College of Charleston	256
2003	Western Carolina	274
2004	The Citadel	260
2005	Elon	250
2006	Elon	308
2007	Elon	277
2008	Elon	330
2009	Elon	326
2010	Elon	302
2011	College of Charleston	297
2012	Samford	251
2013	Elon	280

YEARLY STATISTICAL LEADERS

2014	Georgia Southern	256
2015	Wofford	266
2016	Mercer (NCAA)	366
2017	Mercer	299
2018	VMI	281

HIT BY PITCH

2000	College of Charleston	98
2002	Georgia Southern	86
2003	Georgia Southern	92
2004	College of Charleston	122
2005	Elon	108
2006	Western Carolina	101
2007	College of Charleston	96
2008	Elon	105
2009	Georgia Southern	107
2010	Elon; Western Carolina	93
2011	Elon	79
2012	Samford	73
2013	Western Carolina	72
2014	Western Carolina	82
2015	Western Carolina	79
2016	Western Carolina	98
2017	Western Carolina	68
2018	Mercer	92

STRIKEOUTS

2000	UNCG	415
2001	UNCG	521
2002	The Citadel	397
2003	The Citadel	431
2004	The Citadel	466
2005	Elon	424
2006	Wofford	447
2007	Wofford	427
2008	Elon	443
2009	Elon	469
2010	College of Charleston	479
2011	Davidson	476
2012	College of Charleston	488
2013	Georgia Southern	514
2014	Samford	448
2015	The Citadel	516
2016	The Citadel	520
2017	VMI	608
2018	Western Carolina	496


STOLEN BASES

2000	The Citadel	198
2001	Georgia Southern	131
2002	Georgia Southern	151
2003	UNCG; College of Charleston	101
2004	College of Charleston	112
2005	College of Charleston	99
2006	College of Charleston	128
2007	Elon	103
2008	Elon	155
2009	Western Carolina	126
2010	The Citadel	127
2011	Elon	114
2012	Appalachian State	94
2013	Wofford (NCAA)	163
2014	Wofford (NCAA)	152
2015	Wofford (NCAA)	138
2016	Wofford	101
2017	Wofford	124
2018	Wofford	148

TEAM PITCHING

EARNED RUN AVERAGE

1963	The Citadel	3.14
1964	West Virginia	1.46
1965	VMI	2.20
1966	West Virginia	1.84
1967	East Carolina	1.93
1968	East Carolina	2.47
1969	The Citadel	1.91
1970	East Carolina	1.57
1971	The Citadel	2.17
1972	The Citadel	1.74
1973	The Citadel	2.14
1974	East Carolina	1.86
1975	East Carolina	2.62
1976	East Carolina	2.02



The Citadel's Mike Pendleton (1978-81) owned a career 2.80 ERA and was part of a run that saw the Bulldogs lead the league in that category from 1977-83.

1977	The Citadel	2.67
1978	The Citadel	2.41
1979	The Citadel	2.24
1980	The Citadel	3.16
1981	The Citadel	3.37
1982	The Citadel	2.61
1983	The Citadel	2.84
1984	Appalachian State	2.59
1985	Appalachian State	4.06
1986	Appalachian State	4.25
1987	Appalachian State	4.79
1988	Western Carolina	4.92
1989	The Citadel	4.38
1990	The Citadel	3.67
1991	The Citadel	3.40
1992	The Citadel	3.77
1993	Georgia Southern	3.89
1994	Western Carolina	2.97
1995	The Citadel	3.26
1996	Georgia Southern	4.26
1997	The Citadel	5.19
1998	Western Carolina	4.03
1999	College of Charleston	4.54
2000	The Citadel	4.12
2001	The Citadel	3.81
2002	The Citadel	3.53
2003	UNCG	3.69
2004	UNCG	4.17
2005	College of Charleston	4.06
2006	College of Charleston	3.02
2007	Western Carolina	4.79
2008	The Citadel	5.17
2009	The Citadel	4.50
2010	The Citadel	4.57
2011	Samford	3.11
2012	College of Charleston	3.21
2013	College of Charleston	4.20
2014	Georgia Southern	3.15
2015	The Citadel	4.46
2016	Samford	4.95
2017	Samford	4.42
2018	Samford	3.60

OPPOSING BATTING AVERAGE

2000	The Citadel	.269
2001	The Citadel	.262
2002	The Citadel	.257
2003	UNCG	.256
2004	College of Charleston	.268
2005	College of Charleston	.270
2006	College of Charleston	.238
2007	College of Charleston	.275
2008	Elon	.284
2009	The Citadel	.274
2010	The Citadel	.274
2011	Samford	.242
2012	College of Charleston	.241
2013	College of Charleston	.264
2014	Georgia Southern	.252
2015	The Citadel	.272
2016	UNCG	.266

2017	Samford	.251
2018	Samford	.229

INNINGS PITCHED

2000	Georgia Southern	543.0
2001	The Citadel	554.2
2002	Georgia Southern	563.1
2003	Western Carolina	566.1
2004	The Citadel	600.2
2005	College of Charleston	568.0
2006	College of Charleston	575.1
2007	Western Carolina	550.1
2008	Elon	549.2
2009	The Citadel	539.2
2010	The Citadel	580.2
2011	Georgia Southern	546.2
2012	Samford	570.1
2013	Elon	573.1
2014	Georgia Southern	565.0
2015	Wofford	532.0
2016	Samford	541.1
2017	Furman	538.0
2018	Samford	562.2

STRIKEOUTS

2000	Georgia Southern/UNCG	476
2001	Georgia Southern	543
2002	Georgia Southern	552
2003	Georgia Southern	591
2004	The Citadel	494
2005	College of Charleston	509
2006	College of Charleston	522
2007	College of Charleston	445
2008	College of Charleston	480
2009	Western Carolina	487
2010	College of Charleston	531
2011	Samford	479
2012	Samford	491
2013	Western Carolina	490
2014	Wofford	496
2015	The Citadel	509
2016	Western Carolina	512
2017	Mercer	522
2018	Mercer	633

WINS

2000	The Citadel	39
2001	Georgia Southern	42
2002	Georgia Southern	39
2003	Western Carolina	43
2004	College of Charleston	47
2005	College of Charleston	48
2006	College of Charleston	46
2007	Western Carolina	41
2008	Elon	44
2009	Georgia Southern	42
2010	College of Charleston	44
2011	College of Charleston	39
2012	Appalachian State; Samford*	41
2013	Western Carolina	39
2014	Georgia Southern	40
2015	Wofford	39
2016	UNCG; Mercer	38
2017	Mercer	39
2018	UNCG	39

* Samford later vacated all wins from 2012

SAVES

2000	The Citadel	15
2001	The Citadel	16
2002	Western Carolina	15
2003	Western Carolina	14
2004	College of Charleston	19
2005	College of Charleston	19
2006	College of Charleston	20
2007	Wofford	15
2008	College of Charleston	18
2009	Elon	24
2010	Appalachian State; Georgia Southern	15
2011	College of Charleston	20
2012	Elon	19
2013	Western Carolina	17
2014	Samford	18
2015	Wofford	18
2016	Mercer	15

YEARLY STATISTICAL LEADERS

2017	UNCG	19
2018	UNCG	22

RUNNERS PICKED OFF

2002	Georgia Southern	17
2003	VMI	21
2004	Western Carolina	17
2005	Georgia Southern	22
2006	Georgia Southern	22
2007	Georgia Southern	22
2008	The Citadel	28
2009	The Citadel; Davidson	17
2010	Davidson	25
2011	Georgia Southern	23
2012	College of Charleston	17
2013	Elon; Davidson	19
2014	Wofford; Georgia Southern	16
2015	The Citadel	20
2016	Wofford	22
2017	Wofford	15
2018	UNCG	16

FEWEST HITS ALLOWED

2000	Wofford	516
2001	College of Charleston	496
2002	The Citadel	491
2003	Davidson	465
2004	Wofford	496
2005	UNCG	493
2006	College of Charleston	512
2007	College of Charleston	578
2008	Furman	578
2009	UNCG	513
2010	Davidson	558
2011	Davidson	466
2012	UNCG	471
2013	College of Charleston	520
2014	Davidson	441
2015	UNCG	477
2016	UNCG	524
2017	Samford	479
2018	UNCG	466

FEWEST RUNS ALLOWED

2000	The Citadel	297
2001	College of Charleston	296
2002	The Citadel	259
2003	Furman	261
2004	UNCG	278
2005	UNCG	274
2006	College of Charleston	238
2007	Western Carolina	346
2008	The Citadel	330
2009	The Citadel	318
2010	Appalachian State	332
2011	Samford	237
2012	College of Charleston	263
2013	College of Charleston	272
2014	Georgia Southern	273
2015	Mercer	307
2016	Samford	339
2017	Mercer	311
2018	UNCG	258

FEWEST EARNED RUNS ALLOWED

2000	The Citadel	235
2001	The Citadel	235
2002	The Citadel	193
2003	Furman	215
2004	UNCG	227
2005	UNCG	228
2006	College of Charleston	193
2007	College of Charleston	282
2008	The Citadel	287
2009	The Citadel	270
2010	Appalachian State	287
2011	Samford	181
2012	College of Charleston	192
2013	College of Charleston	239
2014	Georgia Southern	198
2015	The Citadel	254
2016	Samford	298
2017	Samford	251
2018	UNCG, Samford	225

FEWEST WALKS ALLOWED

2000	The Citadel	159
2001	Wofford	147
2002	VMI	152
2003	UNCG	152
2004	UNCG	145
2005	UNCG	154
2006	Furman	172
2007	Furman	186
2008	Furman	196
2009	Appalachian State	184
2010	Davidson	188
2011	Davidson	156
2012	College of Charleston	182
2013	College of Charleston	167
2014	Davidson	188
2015	Mercer	169
2016	Wofford	202
2017	Furman	156
2018	Wofford	177

FEWEST DOUBLES ALLOWED

2000	UNCG	90
2002	The Citadel	92
2003	Furman	85
2004	UNCG; Elon	104
2005	Furman	94
2006	College of Charleston	66
2007	College of Charleston	96
2008	Elon	97
2009	The Citadel	86
2010	The Citadel	100
2011	Samford	76
2012	Western Carolina	76
2013	Furman	87
2014	Western Carolina	72
2015	Mercer	76
2016	Mercer	77
2017	Samford	77
2018	Mercer	75

FEWEST TRIPLES ALLOWED

2000	VMI	4
2002	The Citadel	7
2003	Furman	6
2004	College of Charleston	5
2005	Davidson	5
2006	College of Charleston	3
2007	Elon	8
2008	Davidson; College of Charleston	6
2009	Elon	2
2010	Elon	9
2011	Elon	5
2012	Wofford	2
2013	Davidson; College of Charleston	7
2014	Georgia Southern	6
2015	VMI	4
2016	Wofford	4
2017	Mercer	6
2018	VMI	5

FEWEST HOME RUNS ALLOWED

2000	The Citadel	19
2001	College of Charleston	18
2002	The Citadel	24
2003	Davidson	28
2004	UNCG	26
2005	UNCG	34
2006	UNCG	35
2007	Western Carolina	44
2008	The Citadel	37
2009	The Citadel	34
2010	Appalachian State	49
2011	College of Charleston	24
2012	Appalachian State	22
2013	Western Carolina	28
2014	UNCG	16
2015	The Citadel	29
2016	UNCG	45
2017	The Citadel	37
2018	UNCG	37

WILD PITCHES

2000	Wofford	102
2002	College of Charleston	56
2003	Wofford	55

2004	College of Charleston	64
2005	Wofford	66
2006	Wofford	69
2007	Appalachian State	61
2008	College of Charleston	71
2009	Western Carolina	67
2010	UNCG	75
2011	Furman	61
2012	Furman	77
2013	UNCG	73
2014	Furman	81
2015	Western Carolina	104
2016	The Citadel	70
2017	UNCG	78
2018	VMI	75

HIT BATTERS

2000	Western Carolina	81
2002	VMI	58
2003	College of Charleston	71
2004	Davidson	67
2005	Appalachian State	66
2006	Wofford	70
2007	Davidson	85
2008	Davidson; Western Carolina	72
2009	Western Carolina	92
2010	Furman	80
2011	College of Charleston	82
2012	College of Charleston	77
2013	College of Charleston	76
2014	Elon	81
2015	Samford	85
2016	UNCG	75
2017	VMI	66
2018	Western Carolina	92

FIELDING

FIELDING PERCENTAGE

1979	Marshall	.952
1980	ETSU	.959
1981	ETSU	.962
1982	ETSU	.958
1983	ETSU	.957
1984	Appalachian State	.960
1985	Appalachian State	.953
1986	Western Carolina	.952
1987	Davidson	.960
1988	The Citadel	.955
1989	Appalachian State; Western Carolina	.961
1990	Appalachian State	.953
1991	The Citadel	.963
1992	Georgia Southern	.962
1993	VMI	.973
1994	ETSU	.963
1995	The Citadel	.967
1996	Georgia Southern	.966
1997	The Citadel	.957
1998	UNCG	.968
1999	UNCG	.961
2000	UNCG	.965
2001	Wofford	.960
2002	Georgia Southern	.962
2003	UNCG	.970
2004	The Citadel	.974
2005	UNCG	.972
2006	Elon	.970
2007	UNCG	.967
2008	Appalachian State	.971
2009	Georgia Southern	.973
2010	Georgia Southern	.967
2011	UNCG	.975
2012	Appalachian State	.968
2013	Appalachian State	.970
2014	Furman	.967
2015	Mercer	.973
2016	Mercer	.980
2017	UNCG	.978
2018	UNCG	.978

ERRORS

2000	VMI	122
2002	Furman	114
2003	College of Charleston	114
2004	Appalachian State	119

YEARLY STATISTICAL LEADERS

2005	Appalachian State	138
2006	Wofford	109
2007	College of Charleston; Wofford	101
2008	Davidson	108
2009	Western Carolina	98
2010	Samford	101
2011	The Citadel	98
2012	Wofford	112
2013	Elon	110
2014	Davidson	87
2015	The Citadel	103
2016	Western Carolina	84
2017	Wofford	74
2018	Western Carolina	91

DOUBLE PLAYS

2000	Wofford	64
2002	Furman	61
2003	Western Carolina	55
2004	The Citadel	60
2005	Furman	68
2006	Georgia Southern	64
2007	Wofford	64
2008	UNCG	59
2009	Elon	61
2010	Elon	66
2011	Furman	59
2012	Elon	57
2013	Appalachian State	52
2014	Furman; Samford	58
2015	Furman	48
2016	Western Carolina	56
2017	ETSU	52
2018	Furman	53

CAUGHT STEALING BY

2000	Davidson	40
2002	Wofford	29
2003	Georgia Southern	35
2004	Wofford; Davidson; Georgia Southern	32
2005	Western Carolina	37
2006	Davidson	42
2007	Georgia Southern	26
2008	Davidson	27
2009	Samford	32
2010	Wofford	33
2011	Wofford	30
2012	Elon	30
2013	Davidson	38
2014	Georgia Southern	30
2015	The Citadel	27
2016	Western Carolina	38
2017	Samford	32
2018	Western Carolina	28

(NCAA) - led NCAA

MLB FIRST-YEAR PLAYER DRAFT

The MLB First-Year Player Draft dates back to 1965.

Thirty-seven (37) SoCon draftees have gone on to appear in the Major Leagues.

1965 MLB First-Year Player Draft (7)

Round	Overall	Player	School	Pos.	Team
5	90	John Radosevich	West Virginia	LHP	Los Angeles Dodgers
22	435	John Rawls	East Carolina	RHP	Baltimore Orioles
29	556	Carlton Barnes	East Carolina	SS	Cincinnati Reds
30	560	Ron Renner	West Virginia	C	Chicago Cubs
31	586	Thomas Porter	The Citadel	OF	New York Yankees
51	774	Percy Sensabaugh	VMI	P	Baltimore Orioles
56	790	Wayne Britton	East Carolina	OF	Baltimore Orioles

1966 MLB First-Year Player Draft (11)

Round	Overall	Player	School	Pos.	Team
9	171	Richard Narron	East Carolina	C	Atlanta Braves
13	249	Smith Holland	The Citadel	RHP	Philadelphia Phillies
14	279	James Raynor	East Carolina	RHP	Los Angeles Dodgers
19	370	Earl Hash	Richmond	OF	New York Yankees
23	446	Jerry Meadows	West Virginia	RHP	St. Louis Cardinals
24	475	Robin Porter	VMI	C/OF	Pittsburgh Pirates
25	494	Doug Stanley	West Virginia	OF	Pittsburgh Pirates
30	579	Dick Snyder	Davidson	OF	Washington Senators
37	691	Fred Rodriguez	East Carolina	2B	Chicago Cubs
43	750	Vaughn Kovach	West Virginia	RHP	Baltimore Orioles
4*	63	Percy Sensabaugh	VMI	P	Washington Senators

1967 MLB First-Year Player Draft (5)

Round	Overall	Player	School	Pos.	Team
11	220	Chuck Boggs	West Virginia	C	Los Angeles Dodgers
4*	61	Jerry Meadows	West Virginia	RHP	Houston Astros
5*	88	Richard Narron	East Carolina	C	Washington Senators
5^	81	Jerry Meadows	West Virginia	RHP	Baltimore Orioles
12^	187	Richard Narron	East Carolina	C	New York Mets

1968 MLB First-Year Player Draft (5)

Round	Overall	Player	School	Pos.	Team
2	38	James Snyder	East Carolina	RHP	Pittsburgh Pirates
10	227	William Hancock	Furman	C	San Diego Padres
11	233	Vince Colbert-\$	East Carolina	RHP	Cleveland Indians
24	545	Denny Taylor	West Virginia	LHP	Chicago Cubs
39	820	John Medlin	William & Mary	OF	Kansas City Royals

1969 MLB First-Year Player Draft (1)

Round	Overall	Player	School	Pos.	Team
7*	144	William Hancock	Furman	C	San Diego Padres

1970 MLB First-Year Player Draft (1)

Round	Overall	Player	School	Pos.	Team
37	805	Gordon Slade	Davidson	OF	Washington Senators

1971 MLB First-Year Player Draft (3)

Round	Overall	Player	School	Pos.	Team
13	309	Horace Richardson	William & Mary	LHP/OF	Baltimore Orioles
14	333	Mike Aldridge	East Carolina	OF	New York Mets
27	617	Bruce Wright	Richmond	OF	San Francisco Giants

1972 MLB First-Year Player Draft (2)

Round	Overall	Player	School	Pos.	Team
8	169	Don Leege	Furman	C	San Diego Padres
9	204	John Shermer	Appalachian State	RHP	Chicago White Sox

1973 MLB First-Year Player Draft (1)

Round	Overall	Player	School	Pos.	Team
6	126	Tommy Toms-\$	East Carolina	RHP	San Francisco Giants

1974 MLB First-Year Player Draft (2)

Round	Overall	Player	School	Pos.	Team
13	289	Todd Brenizer	Furman	LHP	Philadelphia Phillies
24	532	William Daly	Richmond	3B	New York Mets

1975 MLB First-Year Player Draft (3)

Round	Overall	Player	School	Pos.	Team
3	64	Mike Ramsey-\$	Appalachian State	SS	St. Louis Cardinals
6	130	Ronald Staggs	East Carolina	1B	Montreal Expos
9	194	Bobby Mitchell	Richmond	SS/OF	San Diego Padres

1976 MLB First-Year Player Draft (2)

Round	Overall	Player	School	Pos.	Team
9	203	Renie Martin-\$	Richmond	RHP	San Francisco Giants
10	236	Ronald Brower	Appalachian State	1B	Montreal Expos

1977 MLB First-Year Player Draft (5)

Round	Overall	Player	School	Pos.	Team
5	108	Richard Wieters	The Citadel	RHP	Atlanta Braves
9	214	Randy Howell	Furman	OF	St. Louis Cardinals

9	230	Ron Smith	Furman	SS	Philadelphia Phillies
12	304	Wayne Tolleson-\$	Western Carolina	SS	Pittsburgh Pirates
22	559	Jerry Reed-\$	Western Carolina	RHP	Philadelphia Phillies

1978 MLB First-Year Player Draft (3)

Round	Overall	Player	School	Pos.	Team
8	202	Wayne Tolleson-\$	Western Carolina	SS	Texas Rangers
16	409	Stan Brown	Davidson	OF	Pittsburgh Pirates
27	639	Everett Smith	Furman	OF	St. Louis Cardinals

1979 MLB First-Year Player Draft (6)

Round	Overall	Player	School	Pos.	Team
1	21	Atlee Hammaker-\$	ETSU	LHP	Kansas City Royals
3	53	Rick Adair	Western Carolina	LHP	Seattle Mariners
7	178	Bob Lapple	Davidson	C	Cincinnati Reds
13	330	David Cardwell	ETSU	SS	San Francisco Giants
14	342	Randy Ingle	Appalachian State	SS	Atlanta Braves
24	616	Francis Galloway	The Citadel	RHP	Milwaukee Brewers

1980 MLB First-Year Player Draft (2)

Round	Overall	Player	School	Pos.	Team
14	346	Gary Robinette	ETSU	3B	Chicago White Sox
36	791	David Cardwell	ETSU	SS	San Francisco Giants

1981 MLB First-Year Player Draft (2)

Round	Overall	Player	School	Pos.	Team
6	139	Bryan Snyder	ETSU	OF	San Francisco Giants
25	622	Jeff Andrews	ETSU	RHP	Chicago Cubs

1982 MLB First-Year Player Draft (7)

Round	Overall	Player	School	Pos.	Team
5	125	Bill White	The Citadel	1B	Los Angeles Dodgers
7	167	Mike Knox	The Citadel	SS	Atlanta Braves
13	326	Jeff Barkley-\$	The Citadel	RHP	Cleveland Indians
13	335	Kirk Bailey	Appalachian State	RHP	New York Yankees
21	526	Greg Bartley	ETSU	RHP	Seattle Mariners
22	548	Mark Poston	Appalachian State	RHP	San Diego Padres
25	635	B.J. Hinson	ETSU	2B	Houston Astros

1983 MLB First-Year Player Draft (6)

Round	Overall	Player	School	Pos.	Team
2	38	Mike Cherry	The Citadel	RHP	Los Angeles Dodgers
3	76	Wayne Dannenberg	ETSU	OF	Philadelphia Phillies
9	212	Jeff Montgomery-\$	Marshall	RHP	Cincinnati Reds
14	355	Tim Bailey	ETSU	OF	Detroit Tigers
16	412	Mike Nipper	ETSU	2B	Atlanta Braves
44	821	Marty Blair	The Citadel	SS	Texas Rangers

1984 MLB First-Year Player Draft (6)

Round	Overall	Player	School	Pos.	Team
21	534	Pete Hardee	Appalachian State	RHP	Montreal Expos
23	579	John Murphy	The Citadel	3B	St. Louis Cardinals
25	639	Rich Bosley	Appalachian State	RHP	Baltimore Orioles
37	790	Rock Hurst	Furman	C	Cleveland Indians
38	796	Charlie Fonville	Western Carolina	1B	Seattle Mariners
43	820	John Pust	Western Carolina	SS	Cleveland Indians

1985 MLB First-Year Player Draft (7)

Round	Overall	Player	School	Pos.	Team
2	46	Tim Jones-\$	The Citadel	SS	St. Louis Cardinals
4	100	Todd Welborn	Appalachian State	RHP	New York Mets
4	103	Scott Gay	Western Carolina	RHP	New York Yankees
10	237	Rich Bosley	Appalachian State	RHP	Milwaukee Brewers
11	278	John McKinney	Marshall	RHP	Philadelphia Phillies
15	375	Rock Hurst	Furman	C	Cleveland Indians
21	539	Tony Welborn	Appalachian State	OF	Kansas City Royals

1986 MLB First-Year Player Draft (6)

Round	Overall	Player	School	Pos.	Team
3	70	Tony Welborn	Appalachian State	OF/RHP	Montreal Expos
22	558	Kent Alexander	Appalachian State	RHP	Chicago Cubs
23	579	Steve Condon	Davidson	RHP	Milwaukee Brewers
26	644	Rick Reed-\$	Marshall	RHP	Pittsburgh Pirates
39	846	Ron Huntington	Western Carolina	2B	Atlanta Braves
40	855	Scott Church	ETSU	SS	Philadelphia Phillies

1987 MLB First-Year Player Draft (6)

Round	Overall	Player	School	Pos.	Team
7	169	Dan Simonds	Davidson	C	Baltimore Orioles
12	295	Billy Masse	Davidson	OF	Chicago Cubs
15	377	Alan Lewis	Davidson	SS	Los Angeles Dodgers
19	496	Freddie Hailey	Western Carolina	OF	New York Yankees
22	574	David Turgeon	Davidson	3B	New York Yankees
49	1,164	Dave Fitzgerald	Davidson	LHP	New York Yankees

MLB FIRST-YEAR PLAYER DRAFT

1988 MLB First-Year Player Draft (6)

Round	Overall	Player	School	Pos.	Team
12	314	Tom Malchesky	Western Carolina	3B	St. Louis Cardinals
18	457	John Chafin	Marshall	RHP	Chicago White Sox
22	573	Skip Nelloms	Western Carolina	OF	New York Yankees
27	705	Dave Fitzgerald	Davidson	LHP	Milwaukee Brewers
28	730	John Stephens	The Citadel	3B	St. Louis Cardinals
54	1,296	Dave Piela	Western Carolina	C	Atlanta Braves

1989 MLB First-Year Player Draft (1)

Round	Overall	Player	School	Pos.	Team
17	450	Andy Beasley	VMI	C	Oakland Athletics

1990 MLB First-Year Player Draft (6)

Round	Overall	Player	School	Pos.	Team
4	112	Andy Beasley	VMI	C	St. Louis Cardinals
8	225	Paul Menhart-\$	Western Carolina	RHP	Toronto Blue Jays
11	307	Mark Craft	VMI	RHP	Oakland Athletics
29	779	Anthony Jenkins	The Citadel	OF	St. Louis Cardinals
37	959	Mike Montgomery	ETSU	RHP	Philadelphia Phillies
41	1,055	Steven Hollins	Appalachian State	SS	Philadelphia Phillies

1991 MLB First-Year Player Draft (2)

Round	Overall	Player	School	Pos.	Team
30	801	Brad Stowell	The Citadel	RHP	Oakland Athletics
56	1,405	Kevin Bellomo	Western Carolina	OF	San Francisco Giants

1992 MLB First-Year Player Draft (8)

Round	Overall	Player	School	Pos.	Team
5	136	Dan Kysliger	Western Carolina	RHP	Milwaukee Brewers
9	247	Chris Petersen-\$	Georgia Southern	SS	Chicago Cubs
14	379	Matt Raleigh	Western Carolina	3B	Montreal Expos
14	391	Todd Greene-\$	Georgia Southern	OF	St. Louis Cardinals
15	412	Dallas Rinehart	ETSU	RHP	California Angels
15	422	Gettys Glaze	The Citadel	RHP	Boston Red Sox
32	902	Jack Kimel	Western Carolina	LHP	Texas Rangers
49	1,375	Nathan Dunn	ETSU	SS	Los Angeles Dodgers

1993 MLB First-Year Player Draft (5)

Round	Overall	Player	School	Pos.	Team
3	92	Brad Tweedie	Western Carolina	RHP	Cincinnati Reds
4	105	Phillip Grundy	Western Carolina	RHP	Kansas City Royals
6	183	Paul Thornton	Georgia Southern	RHP	Florida Marlins
12	327	Todd Greene-\$	Georgia Southern	OF	California Angels
36	1,012	Mark Dean	Georgia Southern	SS	St. Louis Cardinals

1994 MLB First-Year Player Draft (8)

Round	Overall	Player	School	Pos.	Team
4	93	Jason Beverlin-\$	Western Carolina	RHP	Oakland Athletics
14	380	Clint Fair	Georgia Southern	LHP	Cincinnati Reds
22	599	Stephen Pritchard	Western Carolina	SS	Milwaukee Brewers
28	774	Matt Spade	Marshall	RHP	Pittsburgh Pirates
32	891	Marc Phillips	VMI	LHP	Kansas City Royals
38	1,047	William Rushing	Georgia Southern	LHP	Milwaukee Brewers
45	1,239	Rick Paugh	Marshall	LHP	Pittsburgh Pirates
47	1,299	Mike Tidick	Western Carolina	OF	Chicago White Sox

1995 MLB First-Year Player Draft (7)

Round	Overall	Player	School	Pos.	Team
4	94	Ryan Glynn-\$	VMI	RHP	Texas Rangers
8	212	William Rushing	Georgia Southern	LHP	Minnesota Twins
17	463	Britt Reames-\$	The Citadel	RHP	St. Louis Cardinals
22	599	David Groseclose	VMI	SS	Colorado Rockies
25	680	Brian Callahan	The Citadel	RHP	Oakland Athletics
35	975	Jeff Keppen	Georgia Southern	RHP	Los Angeles Dodgers
47	1,289	Rhett Ingerick	Davidson	RHP	Florida Marlins

1996 MLB First-Year Player Draft (11)

Round	Overall	Player	School	Pos.	Team
11	307	Tommy Peterman	Georgia Southern	1B	Minnesota Twins
11	318	Garrick Haltiwanger	The Citadel	OF	New York Mets
11	327	Julio Ayala	Georgia Southern	LHP	Seattle Mariners
11	331	Brian Musgrave	Appalachian State	LHP	Boston Red Sox
23	690	Scott Garrett	Appalachian State	C	Cincinnati Reds
24	716	Mark Hamlin	Georgia Southern	OF	Colorado Rockies
27	808	Steve Wilson	Georgia Southern	C	Los Angeles Dodgers
37	1,102	Len Hart	ETSU	LHP	Chicago Cubs
40	1,200	Jon Phillips	Georgia Southern	RHP	Cincinnati Reds
55	1,531	Nathan Shepperson	VMI	1B	Pittsburgh Pirates
77	1,687	Rhett Ingerick	Davidson	RHP	New York Yankees

1997 MLB First-Year Player Draft (3)

Round	Overall	Player	School	Pos.	Team
8	237	Ryan Cummings	Georgia Southern	RHP	Anaheim Angels
22	662	Alex Tolbert	Western Carolina	1B	Pittsburgh Pirates
23	705	Tod Lee	Georgia Southern	RHP	Baltimore Orioles

1998 MLB First-Year Player Draft (9)

Round	Overall	Player	School	Pos.	Team
4	129	Chris Davidson	Western Carolina	RHP	Baltimore Orioles
5	157	Brian Rogers	The Citadel	RHP	New York Yankees
12	370	David Noyce	Furman	LHP	Florida Marlins
12	363	Donnie Suttles	Western Carolina	RHP	Cleveland Indians
15	450	Mark DiFelice-\$	Western Carolina	RHP	Colorado Rockies
22	667	Jeff Sziksai	Western Carolina	2B	New York Yankees
24	730	Terrence Smalls	The Citadel	2B	Florida Marlins
40	1,191	Brian Hutchinson	Western Carolina	LHP	Toronto Blue Jays
40	1,211	Jerry Simmons	The Citadel	OF	Atlanta Braves

1999 MLB First-Year Player Draft (7)

Round	Overall	Player	School	Pos.	Team
3	107	Eric Johnson	Western Carolina	OF	Cleveland Indians
8	244	David Pember-\$	Western Carolina	RHP	Milwaukee Brewers
8	261	Scott Oliver	College of Charleston	RHP	New York Yankees
11	340	Chris Moore	Western Carolina	SS	Colorado Rockies
15	469	Brian Wiley	The Citadel	RHP	Boston Red Sox
29	872	Rodney Hancock	The Citadel	LHP	Pittsburgh Pirates
39	1,182	Monte Lee	College of Charleston	OF	St. Louis Cardinals

2000 MLB First-Year Player Draft (7)

Round	Overall	Player	School	Pos.	Team
15	443	Chris Morris	The Citadel	OF	St. Louis Cardinals
19	580	Charles Thomas-\$	Western Carolina	OF	Atlanta Braves
21	611	Matt Easterday	Georgia Southern	2B	Florida Marlins
22	646	Jason Marsh	UNCG	C	Tampa Bay Devil Rays
25	737	Kevin Blocker	Wofford	SS	Colorado Rockies
43	1,291	Ron Colvard	The Citadel	RHP	Cleveland Indians
47	1,387	Ed Sparks	ETSU	C	Cincinnati Reds

2001 MLB First-Year Player Draft (6)

Round	Overall	Player	School	Pos.	Team
2	57	Dallas McPherson-\$	The Citadel	3B	Anaheim Angels
8	230	Taft Cable	UNCG	RHP	Philadelphia Phillies
12	353	T.W. Mincey	The Citadel	LHP	Baltimore Orioles
25	752	Philip Hartig	The Citadel	1B	Florida Marlins
32	967	Andy Baxter	ETSU	1B	Cleveland Indians
49	1,451	J.R. Revere	Georgia Southern	OF	Colorado Rockies

2002 MLB First-Year Player Draft (9)

Round	Overall	Player	School	Pos.	Team
6	183	Chris Walker	Georgia Southern	OF	Chicago Cubs
8	248	Jared Burton-\$	Western Carolina	RHP	Oakland Athletics
11	330	Matt Herring	Georgia Southern	1B	Chicago White Sox
12	347	Danny Rueckel	Furman	RHP	Montreal Expos
13	400	T.A. Fulmer	The Citadel	RHP	Seattle Mariners
16	483	Jemel Spearman	Georgia Southern	SS	Chicago Cubs
23	678	Tom Friend	Davidson	OF	Kansas City Royals
28	830	Everett Hancock	UNCG	LHP	Detroit Tigers
29	873	Brett Lewis	Georgia Southern	RHP	Chicago Cubs

2003 MLB First-Year Player Draft (15)

Round	Overall	Player	School	Pos.	Team
3	95	Dennis Dove-\$	Georgia Southern	RHP	St. Louis Cardinals
7	217	Ryan Basner	Western Carolina	RHP	Atlanta Braves
8	234	Lee Curtis	College of Charleston	2B	Boston Red Sox
9	251	Matt Lauderdale	College of Charleston	C	San Diego Padres
9	268	Kevin Culpepper	Georgia Southern	LHP	Minnesota Twins
11	310	Brian Rogers-\$	Georgia Southern	RHP	Detroit Tigers
11	320	Tom Mastny-\$	Furman	RHP	Toronto Blue Jays
13	396	Todd Buchanan	Western Carolina	1B	Arizona Diamondbacks
14	410	Jeremy Harper	VMI	RHP	Toronto Blue Jays
16	464	Alan Beck	Western Carolina	OF	Baltimore Orioles
19	577	Andy Barden	VMI	C	Atlanta Braves
35	1,029	Phil Hendrix	VMI	RHP	Milwaukee Brewers
41	1,220	Scott Tolbert	Georgia Southern	RHP	Toronto Blue Jays
43	1,278	Ryan Gordon	UNCG	LHP	Toronto Blue Jays
50	1,472	Tim Turner	ETSU	OF	Seattle Mariners

2004 MLB First-Year Player Draft (7)

Round	Overall	Player	School	Pos.	Team
6	162	Jonathan Ellis	The Citadel	RHP	San Diego Padres
8	237	Chip Cannon	The Citadel	1B	Toronto Blue Jays
14	418	Brian Akin	Davidson	RHP	Los Angeles Dodgers
23	680	Jay Metzger	UNCG	LHP	Colorado Rockies
28	823	Brian Hensen	Elon	LHP	Detroit Tigers
34	1,028	Jarrett Santos	UNCG	RHP	Florida Marlins
35	1,049	Evan Tartaglia	Elon	OF	Chicago White Sox

2005 MLB First-Year Player Draft (10)

Round	Overall	Player	School	Pos.	Team
2	56	Chris Mason	UNCG	RHP	Tampa Bay Devil Rays
3	109	Brett Gardner-\$	College of Charleston	OF	New York Yankees
4	135	Caleb Moore	ETSU	C	Minnesota Twins
5	157	Brett Harker	College of Charleston	RHP	Philadelphia Phillies

MLB FIRST-YEAR PLAYER DRAFT

8	244	Ryan Edell	College of Charleston	LHP	Cleveland Indians	22	660	Matt Mansilla	College of Charleston	OF	Detroit Tigers
10	315	Matthew Betsill	Furman	3B	Minnesota Twins	22	669	Joey Bergman	College of Charleston	3B	St. Louis Cardinals
25	749	D.J. Wabick	College of Charleston	1B	New York Mets	22	673	Zach Kayne	Davidson	SS	Chicago White Sox
29	890	Reid Price	College of Charleston	LHP	St. Louis Cardinals	24	735	Isaac Harrow	Appalachian State	3B	New York Yankees
35	1,069	Andy Carter	Davidson	RHP	New York Yankees	25	744	Ty Wright	Georgia Southern	OF	San Diego Padres
38	1,153	Flint Wipke	Georgia Southern	C	Los Angeles Angels	25	753	Chris Mederos	Georgia Southern	RHP	Oakland Athletics

2006 MLB First-Year Player Draft (12)

Round	Overall	Player	School	Pos.	Team
2	68	Dustin Evans	Georgia Southern	RHP	Atlanta Braves
5	158	Jermaine Mitchell	UNCG	OF	Oakland Athletics
12	347	Everett Teaford-\$	Georgia Southern	LHP	Kansas City Royals
19	578	Greg Dowling	Georgia Southern	1B	Oakland Athletics
20	608	Josh McLaughlin	College of Charleston	RHP	Oakland Athletics
22	668	Patrick Currin	UNCG	RHP	Oakland Athletics
23	688	Jay Heafner	Davidson	SS	Texas Rangers
24	719	Matt Matulia	The Citadel	SS	Chicago Cubs
27	818	Larry Cobb	College of Charleston	OF	Oakland Athletics
29	873	A.J. Davidiuk	Furman	SS	San Diego Padres
34	1,020	Graham Godfrey-\$	College of Charleston	RHP	Toronto Blue Jays
38	1,130	Brian McCullen	Western Carolina	RHP	Pittsburgh Pirates

2007 MLB First-Year Player Draft (20)

Round	Overall	Player	School	Pos.	Team
6	202	Oliver Marmol	College of Charleston	SS	St. Louis Cardinals
7	229	Brandon Waring	Wofford	3B	Cincinnati Reds
8	260	Jonathan Green	Western Carolina	C	Texas Rangers
8	266	Alex Garabedian	College of Charleston	C	Los Angeles Dodgers
10	306	Greg Holland-\$	Western Carolina	RHP	Kansas City Royals
13	424	Nick Chiggies	College of Charleston	RHP	New York Yankees
15	469	Matt Klinker	Furman	RHP	Cincinnati Reds
16	503	Brian Schlitter-\$	College of Charleston	RHP	Philadelphia Phillies
17	555	Guy Welsh	UNCG	3B	Seattle Mariners
20	620	Kenny Smith	Western Carolina	2B	Texas Rangers
26	787	Michael Bunton	College of Charleston	LHP	Chicago Cubs
27	837	Zach Brown	The Citadel	1B	San Diego Padres
28	870	Lee Land	UNCG	RHP	Oakland Athletics
29	886	Ben Lasater	College of Charleston	3B	Florida Marlins
29	890	Ryan Falcon	UNCG	LHP	Texas Rangers
30	916	A.J. Battisto	Georgia Southern	RHP	Florida Marlins
37	1,135	Steven Strausbaugh	Western Carolina	OF	New York Yankees
38	1,140	Michael Harrington	College of Charleston	OF	Baltimore Orioles
39	1,171	Chris Vasami	Elon	1B	Colorado Rockies
50	1,435	Blake Murphy	Western Carolina	C	Chicago Cubs

2008 MLB First-Year Player Draft (24)

Round	Overall	Player	School	Pos.	Team
4	132	Steven Hensley	Elon	RHP	Seattle Mariners
6	201	Jeremie Tice	College of Charleston	3B	Cleveland Indians
9	281	Jay Jackson-\$	Furman	RHP	Chicago Cubs
11	324	David Rubinstein	Appalachian State	OF	Pittsburgh Pirates
12	356	Jason Rook	Appalachian State	OF	Baltimore Orioles
12	368	Garrett Sherrill	Appalachian State	RHP	Milwaukee Brewers
13	396	Michael Harrington	College of Charleston	OF	Minnesota Twins
13	409	Michael Kohn-\$	College of Charleston	RHP	Los Angeles Angels
17	503	Jeremy Beckham	Georgia Southern	2B	Tampa Bay Rays
22	672	Blake Nation	Georgia Southern	RHP	Seattle Mariners
25	751	Austin Garrett	College of Charleston	LHP	Washington Nationals
26	783	Chris Dove	Elon	OF	Texas Rangers
26	785	Chris Swauger	The Citadel	OF	St. Louis Cardinals
29	868	Ricky Orton	UNCG	3B	Florida Marlins
30	910	Chris Shehan	Georgia Southern	OF	Atlanta Braves
30	914	Mike Lynn	College of Charleston	RHP	New York Mets
31	926	Tyler Sexton	Western Carolina	LHP	Baltimore Orioles
34	1,035	Matthew Gaski	UNCG	2B	San Diego Padres
36	1,094	Jake Goldberg	College of Charleston	RHP	New York Mets
38	1,160	Clay Caulfield	College of Charleston	RHP	New York Yankees
42	1,265	Blake Murphy	Western Carolina	C	St. Louis Cardinals
44	1,332	Donny Jobe	Elon	2B	Seattle Mariners
46	1,382	Brandon Sizemore	College of Charleston	2B	St. Louis Cardinals
48	1,433	Danny Meszaros	College of Charleston	RHP	Houston Astros

2009 MLB First-Year Player Draft (30)

Round	Overall	Player	School	Pos.	Team
5	158	Chase Austin	Elon	3B	Florida Marlins
7	207	Nick Liles	Western Carolina	2B	San Francisco Giants
8	243	Rob Gilliam	UNCG	RHP	Oakland Athletics
9	290	Richard Jones	The Citadel	C	Chicago Cubs
11	328	Chris Masters	Western Carolina	LHP	Atlanta Braves
13	408	Chris McGuinness-\$	The Citadel	1B	Boston Red Sox
14	418	Cory Harrilchak	Elon	OF	Atlanta Braves
14	426	Brent Greer	Western Carolina	SS	Arizona Diamondbacks
14	439	Zach Quate	Appalachian State	RHP	Tampa Bay Rays
16	474	Griffin Benedict	Georgia Southern	C	San Diego Padres
20	601	Dallas Tarleton	Elon	C	Colorado Rockies
20	608	Rand Smith	Appalachian State	OF	Florida Marlins
21	628	Matt Crim	The Citadel	LHP	Atlanta Braves

2010 MLB First-Year Player Draft (23)

Round	Overall	Player	School	Pos.	Team
1-5	41	Asher Wojciechowski-\$	The Citadel	RHP	Toronto Blue Jays
5	168	Heath Hembree-\$	College of Charleston	RHP	San Francisco Giants
7	226	Jimmy Reyes	Elon	LHP	Texas Rangers
8	245	Blake Hassebrock	UNCG	RHP	Oakland Athletics
13	392	Brian Harrison	Furman	3B	New York Mets
15	465	Thomas Girdwood	Elon	RHP	Minnesota Twins
16	487	Rob Kral	College of Charleston	C	Cincinnati Reds
25	751	Matt Talley	The Citadel	LHP	Arizona Diamondbacks
26	785	Jake Brown	Georgia Southern	LHP	Oakland Athletics
29	879	Daniel Britt	Elon	RHP	Milwaukee Brewers
29	889	Chris Patterson	Appalachian State	RHP	St. Louis Cardinals
31	939	Mike Melillo	Elon	C	Milwaukee Brewers
33	994	Daniel Ottone	Western Carolina	RHP	San Diego Padres
33	1,009	Joey Bergman	College of Charleston	2B	St. Louis Cardinals
35	1,050	Ken Ferrer	Elon	RHP	Cleveland Indians
36	1,081	Justin Hill	Elon	OF	Arizona Diamondbacks
39	1,167	Kevin Decker	College of Charleston	RHP	Pittsburgh Pirates
39	1,180	Casey Lucchese	College of Charleston	RHP	Chicago Cubs
39	1,189	Ian Parry	Furman	RHP	St. Louis Cardinals
40	1,218	Wes Hobson	Appalachian State	2B	San Francisco Giants
41	1,234	Bryan Altman	The Citadel	2B/C	San Diego Padres
44	1,319	Shawn Payne	Georgia Southern	2B	Kansas City Royals
50	1,519	Andy Moye	Georgia Southern	RHP	St. Louis Cardinals

2011 MLB First-Year Player Draft (22)

Round	Overall	Player	School	Pos.	Team
10	306	Matt Murray	Georgia Southern	RHP	Kansas City Royals
10	323	Rob Kral	College of Charleston	C	San Diego Padres
11	346	Chris Lamb	Davidson	LHP	Oakland Athletics
12	368	Grant Sides	Samford	RHP	Cleveland Indians
15	461	Andy Moye	Georgia Southern	RHP	Milwaukee Brewers
15	476	John Cornely-\$	Wofford	RHP	Atlanta Braves
18	562	Andrew Jones	Samford	RHP	Boston Red Sox
18	570	Andy Bass	Davidson	RHP	Tampa Bay Rays
21	656	Jarrett Miller	UNCG	RHP	Atlanta Braves
23	710	Kyle Deese	Western Carolina	RHP	St. Louis Cardinals
25	752	Josh Martin	Samford	RHP	Pittsburgh Pirates
28	847	Ken Ferrer	Elon	LHP	Washington Nationals
28	856	Thomas Girdwood	Elon	RHP	Oakland Athletics
28	866	Matt Talley	The Citadel	LHP	Atlanta Braves
30	902	Matt Benedict	Western Carolina	RHP	Pittsburgh Pirates
30	929	John Brebbia-\$	Elon	RHP	New York Yankees
31	951	Michael Johnson	Samford	SS	Chicago White Sox
31	954	Matt Leeds	College of Charleston	3B	Texas Rangers
35	1,077	Shawn Payne	Georgia Southern	CF	San Francisco Giants
36	1,091	Mitch Conner	Elon	RHP	Milwaukee Brewers
37	1,149	Casey Lucchese	College of Charleston	RHP	Chicago Cubs
49	1,480	David Peterson	College of Charleston	RHP	Houston Astros

2012 MLB First-Year Player Draft (23)

Round	Overall	Player	School	Pos.	Team
1	28	Victor Roache	Georgia Southern	OF	Milwaukee Brewers
2	76	Chris Beck-\$	Georgia Southern	RHP	Chicago White Sox
4	144	Brandon Miller	Samford	OF	Washington Nationals
6	192	Lex Rutledge	Samford	LHP	Baltimore Orioles
6	205	Eric Phillips	Georgia Southern	3B	Toronto Blue Jays
7	242	Marty Gantt	College of Charleston	OF	Tampa Bay Rays
8	250	Christian Powell	College of Charleston	RHP	Minnesota Twins
8	269	David Peterson	College of Charleston	RHP	Atlanta Braves
10	323	Josh Martin	Samford	RHP	Cleveland Indians
13	419	Nathan Hyatt	Appalachian State	RHP	Atlanta Braves
14	449	Tyler Tewell	Appalachian State	OF/C	Atlanta Braves
15	460	Jared Leverett	Georgia Southern	LHP	Minnesota Twins
15	479	Alex Wilson	Wofford	RHP	Atlanta Braves
18	569	Ross Heffley	Western Carolina	2B	Atlanta Braves
19	590	Tyler Vanderheiden	Samford	RHP	New York Mets
21	649	Tyler Hollstegge	UNCG	RHP	Oakland Athletics

MLB FIRST-YEAR PLAYER DRAFT

22	683	Jim Stokes	Elon	RHP	Cleveland Indians
26	797	Seth Grant	Appalachian State	RHP	Miami Marlins
28	858	Ryan Arrowood	Appalachian State	RHP	Colorado Rockies
28	876	Joseph Burns	Samford	LHP	Texas Rangers
33	1,027	Saxon Butler	Samford	1B	New York Yankees
36	1,110	Alex Swim	Elon	C	St. Louis Cardinals
37	1,147	Charles Basford	Samford	RHP	New York Yankees

2013 MLB First-Year Player Draft (22)

Round	Overall	Player	School	Pos.	Team
1	27	Phillip Ervin-\$	Samford	OF	Cincinnati Reds
5	160	Joe Jackson	The Citadel	C	Texas Rangers
8	247	Nate Smith	Furman	LHP	Los Angeles Angels
9	267	Jake Zokan	College of Charleston	LHP	Seattle Mariners
10	290	C.K. Irby	Samford	RHP/DH	Minnesota Twins
17	511	Rob Marcello	Appalachian State	LHP	Philadelphia Phillies
18	540	Ryan Kinsella	Elon	1B	Arizona Diamondbacks
18	548	Julian Ridings	Western Carolina	OF	Tampa Bay Rays
19	576	Austin Pritcher	The Citadel	RHP	Detroit Tigers
22	650	Alex Swim	Elon	C	Minnesota Twins
22	660	Antonio Alvarez	Elon	SS	Arizona Diamondbacks
24	734	Sam Agnew-Wieland	Appalachian State	RHP	New York Yankees
30	907	Cambric Moye	UNCG	C	Los Angeles Angels
31	937	Taylor Johnson	Furman	OF	Los Angeles Angels
32	965	Kyle Webb	Elon	RHP	St. Louis Cardinals
32	971	Dominique Vattuone	UNCG	RHP	Oakland Athletics
33	977	Tyler White-\$	Western Carolina	3B	Houston Astros
34	1,021	David Whitehead	Elon	RHP	Philadelphia Phillies
34	1,034	Hector Crespo	Appalachian State	2B	New York Yankees
36	1,067	J.D. Osborne	Wofford	LHP	Houston Astros
37	1,122	Will Callaway	Appalachian State	SS	San Francisco Giants
40	1,207	Ben Carlson	Furman	RHP	Los Angeles Angels

2014 MLB First-Year Player Draft (15)

Round	Overall	Player	School	Pos.	Team
3	82	Sam Howard	Georgia Southern	LHP	Colorado Rockies
3	102	Max Povse-\$	UNCG	RHP	Atlanta Braves
10	291	Adam Martin	Western Carolina	C	Seattle Mariners
12	371	Tyler Filliben	Samford	SS	Pittsburgh Pirates
13	392	Bo Thompson	The Citadel	1B	New York Yankees
15	439	Jeremy Null	Western Carolina	RHP	Chicago Cubs
19	557	Mason Davis	The Citadel	2B	Miami Marlins
20	594	Aaron Attaway	Western Carolina	SS	Toronto Blue Jays
22	666	Tripp Martin	Samford	3B	Texas Rangers
22	667	Ryan Pennell	Elon	LHP	Tampa Bay Rays
26	772	Jacques de Gruy	Furman	RHP	Philadelphia Phillies
30	915	Josh Wirsu	Georgia Southern	RHP	St. Louis Cardinals
31	923	Dylan Thompson	UNCG	RHP	Colorado Rockies
37	1,107	Tyler Wood	Furman	RHP	San Diego Padres
40	1,199	Eric Alonzo	Georgia Southern	RHP	Los Angeles Angels

2015 MLB First-Year Player Draft (10)

Round	Overall	Player	School	Pos.	Team
5	150	Ryan Clark	UNCG	RHP	Atlanta Braves
7	204	Luke Leftwich	Wofford	RHP	Philadelphia Phillies
10	303	James Reeves	The Citadel	LHP	New York Yankees
12	354	Skylar Hunter	The Citadel	RHP	Philadelphia Phillies
14	426	Matt Winn	VMI	C	San Francisco Giants
17	496	Austin Mason	The Citadel	RHP	Arizona Diamondbacks
22	672	Jordan Tarsoovich	VMI	2B	Los Angeles Dodgers
28	832	Bradley Strong	Western Carolina	2B	Chicago White Sox
29	861	Will Stillman	Wofford	RHP	Boston Red Sox
31	927	Andres Gracia	Samford	RHP	San Diego Padres

2016 MLB First-Year Player Draft (17)

Round	Overall	Player	School	Pos.	Team
1	11	Kyle Lewis	Mercer	OF	Seattle Mariners
3	95	Heath Quinn	Samford	OF	San Francisco Giants
6	174	Will Stillman	Wofford	RHP	San Diego Padres
9	261	Trey York	ETSU	2B	Milwaukee Brewers
14	435	Hagen Owenby	ETSU	C	Pittsburgh Pirates
21	636	L.J. Kalawaia	UNCG	OF	Los Angeles Angels
22	649	Alex Lee	Samford	1B	Atlanta Braves
23	705	Garrett Brown	Western Carolina	OF	Pittsburgh Pirates
24	718	Hunter Smith	UNCG	RHP	Boston Red Sox
25	746	Charlie Madden	Mercer	C	Chicago White Sox
25	753	Colton Davis	Western Carolina	RHP	Minnesota Twins
29	862	Matt Millburn	Wofford	RHP	Oakland Athletics
29	865	Hunter Swilling	Samford	3B	Detroit Tigers
30	915	Chris Cook	ETSU	SS	Pittsburgh Pirates
33	998	Bryson Bowman	Western Carolina	OF	New York Yankees
38	1,141	Collin Woody	UNCG	3B	Baltimore Orioles
38	1,155	Aaron Maher	ETSU	OF	Pittsburgh Pirates

2017 MLB First-Year Player Draft (14)

Round	Overall	Player	School	Pos.	Team
3	86	Will Gaddis	Furman	RHP	Colorado Rockies
8	226	Bryan Sammons	Western Carolina	LHP	Minnesota Twins
8	253	Jared Brasher	Samford	RHP	Washington Nationals
11	333	JP Sears	The Citadel	LHP	Seattle Mariners
12	350	Hagen Owenby	ETSU	C	Atlanta Braves
13	385	Kevin Williams Jr.	Samford	OF	Los Angeles Angels
21	622	Jack Maynard	UNCG	RHP	Arizona Diamondbacks
22	658	Brett Pope	Western Carolina	SS	Pittsburgh Pirates
23	686	Danny Edgeworth	Mercer	3B	Colorado Rockies
24	706	T.J. Dixon	Samford	OF	Minnesota Twins
24	731	Charlie Madden	Mercer	C	Boston Red Sox
27	801	Ben Spitznagel	UNCG	OF	Oakland Athletics
29	859	Ryan Askeew	Mercer	RHP	Tampa Bay Rays
33	996	Peyton Maddox	VMI	C	San Francisco Giants

2018 MLB First-Year Player Draft (17)

Round	Overall	Player	School	Pos.	Team
4	133	Adam Scott	WOF	LHP	Cleveland Indians
5	152	Austin Cox	MER	LHP	Kansas City Royals
6	172	Andrew Moritz	UNCG	CF	Atlanta Braves
7	211	Andrew Wantz	UNCG	RHP	Los Angeles Angels
7	214	Josh Winder	VMI	RHP	Minnesota Twins
10	313	Robert Broom	MER	RHP	Cleveland Indians
12	367	Matt Pita	VMI	RF	New York Yankees
15	436	Matt Frisbee	UNCG	RHP	San Francisco Giants
17	508	Cesar Trejo	UNCG	CF	Seattle Mariners
20	609	Erin Baldwin	SAM	RHP	Arizona Diamondbacks
21	632	Nathan Eaton,	VMI	C	Kansas City Royals
22	662	Bryce Hensley	UNCG	LHP	Kansas City Royals
24	719	Troy Dixon	SAM	CF	Texas Rangers
25	738	Jack Maynard	UNCG	RHP	Chicago White Sox
25	761	Christian Vann	MER	LHP	Washington Nationals
34	1015	Trey Truitt	MER	CF	Baltimore Orioles
38	1127	Stephen Jones	SAM	RHP	Philadelphia Phillies

* January Secondary Draft

^ June Secondary Draft

\$ Reached Major Leagues

MLB FIRST-YEAR PLAYER DRAFT

First-round MLB selections

Year	Overall	Player, school	Pos.	Team
1979	21	Atlee Hammaker, ETSU	LHP	Kansas City Royals
2010	41-5	Asher Wojciechowski, CIT	RHP	Toronto Blue Jays
2012	28	Victor Roache, GSU	OF	Milwaukee Brewers
2013	27	Phillip Ervin, SAM	OF	Cincinnati Reds
2016	11	Kyle Lewis, MER	OF	Seattle Mariners

S - Supplemental round

Selections by school

School	Selections
Western Carolina	63
Georgia Southern	51
The Citadel	50
College of Charleston	45
UNCG	34
Appalachian State	33
Elon	31
ETSU	25
Samford	25
Furman	24
Davidson	21
VMI	19
East Carolina	13
Wofford	11
Mercer	9
West Virginia	9
Marshall	6
Richmond	5
William & Mary	2

Selections by MLB team

Team	Selections
Arizona Diamondbacks	9
Atlanta Braves	29
Chicago Cubs	20
Cincinnati Reds	12
Colorado Rockies	14
Los Angeles Dodgers	12
Miami Marlins	14
Milwaukee Brewers	17
New York Mets	11
Philadelphia Phillies	18
Pittsburgh Pirates	24
San Diego Padres	19
San Francisco Giants	16
St. Louis Cardinals	31
Washington Nationals^	11
Baltimore Orioles	19
Boston Red Sox	9
Chicago White Sox	11
Cleveland Indians	16
Detroit Tigers	7
Houston Astros	6
Kansas City Royals	13
Los Angeles Angels	14
Minnesota Twins	15
New York Yankees	27
Oakland Athletics	24
Seattle Mariners	15
Tampa Bay Rays	10
Texas Rangers*	19
Toronto Blue Jays	11

^ The Nationals were the Montreal Expos from 1969-2004. This total includes six selections by the Expos.

* The Rangers were the Washington Senators from 1961-71. This total includes four selections by the Senators.

SoCon MLB Draft selections to make majors

School	Selections
Western Carolina	10
The Citadel	6
Georgia Southern	6
College of Charleston	5
East Carolina	2
Furman	2
Marshall	2
Appalachian State	1
ETSU	1
Elon	1
UNCG	1
Richmond	1
Samford	1
VMI	1
Wofford	1

SOCON RECORD BOOK

COACHES' RECORDS

Overall wins				SoCon wins					
Coach	School	Years (#)	Wins	Coach	School	Years (#)	Wins		
1	Fred Jordan	The Citadel	1992-17 (26)	831	1	Fred Jordan	The Citadel	1992-17 (26)	399
	Chal Port	The Citadel	1965-91 (27)	641		Rodney Hennon	W. Carolina/Ga. Southern	1998-2014 (17)	303
	Rodney Hennon	W. Carolina/Ga. Southern	1998-2014 (17)	621		Ron Smith	Furman	1994-16 (23)	295
	Jim Morris	Appalachian State	1974-98 (25)	611		Chal Port	The Citadel	1965-91 (27)	253
5	Ron Smith	Furman	1994-16 (23)	580	5	Mike Gaski	UNCG	1998-12 (15)	230*
	Mike Gaski	UNCG	1998-12 (15)	458*		Jim Morris	Appalachian State	1974-98 (25)	218
	Dick Cooke	Davidson	1993-2014 (22)	415		Dick Cooke	Davidson	1993-2014 (22)	218
	Malcolm Pitt	Richmond	1937-71 (35)	394		Mike Kennedy	Elon	2004-14 (11)	205
	Mike Kennedy	Elon	2004-14 (11)	393		John Pawlowski	College of Charleston	2000-08 (9)	170
10	Jack Coombs	Duke	1929-52 (24)	381	10	Bobby Moranda	Western Carolina	2008-18 (11)	166
	John Pawlowski	College of Charleston	2000-08 (9)	338		Malcolm Pitt	Richmond	1937-1971 (35)	145^
	Tom Wall	Furman	1970-71, 74-93 (22)	326		Casey Dunn	Samford	2009-18 (10)	144#
	Casey Dunn	Samford	2009-18 (10)	325#		Steve Harrick	West Virginia	1951-67 (17)	137
	Bobby Moranda	Western Carolina	2008-18 (11)	323		Todd Raleigh	Western Carolina	2000-07 (8)	132
15	Jack Leggett	Western Carolina	1983-91 (9)	302	15	Tom Wall	Furman	1970-71, 74- (22)	124
	H. Burton Shipley	Maryland	1924-53 (30)	301		Jack Stallings	Georgia Southern	1992-99 (8)	119
	Steve Harrick	West Virginia	1951-67 (17)	297		G.F. Laird	Virginia Tech	1948-65 (18)	112+
	Todd Interdonato	Wofford	2008-18 (11)	287		Tony Skole	ETSU, The Citadel	2000-05, 15-17, 2018 (19)	116
	Jack Stallings	Georgia Southern	1992-99 (8)	266		Todd Interdonato	Wofford	2008-18 (11)	115
20	Todd Raleigh	Western Carolina	2000-07 (8)	257	20	Chris Pollard	Appalachian State	2005-12 (8)	107
	Jack Cook	Marshall	1977-89 (13)	252		Jack Cook	Marshall	1977-89 (13)	105
	Chris Pollard	Appalachian State	2005-12 (8)	244		Jack Leggett	Western Carolina	1983-91 (9)	103
	Tony Skole	ETSU, The Citadel	2000-05, 15-17 (9), 2018	236		Ken Campbell	ETSU	1990-99 (10)	102
	Keith LeClair	Western Carolina	1992-97 (6)	229	25	Keith LeClair	Western Carolina	1992-97 (6)	99
25	Ken Campbell	ETSU	1990-99 (10)	223		Monte Lee	Coll. of Charleston	2009-13 (5)	96
	Bunn Hearn	North Carolina	1932-46 (15)	197		Bill Reinhart	George Washington	1950-66 (17)	91&
	W.P. White	Georgia	1922-32 (11)	193		C.R. "Dudy" Noble	Mississippi State	1922-32 (11)	88
	Bill Reinhart	George Washington	1950-66 (17)	192					
	Monte Lee	Coll. of Charleston	2009-13 (5)	187					
30	G.F. Laird	Virginia Tech	1948-65 (18)	187					

* 69 wins from 2009-11 later vacated
124 wins from 2011-14 later vacated

* 32 SoCon wins from 2009-11 later vacated
^ Conference records for 1937-46, 1949, 1951 and 1953 unavailable and not included
58 wins from 2011-14 later vacated
+ Conference records for 1949 and 1951 unavailable and are not included
& Conference records for 1950-52 seasons unavailable and not included

Overall winning percentage (min. 4 seasons)

Coach	School	Years (#)	Record	Pct.
1	Randy Hinson	Clemson	1939-40, 46-47 (4)	.747
	Billy Laval	South Carolina	1928-34 (7)	.728
	Steve Harrick	West Virginia	1951-67 (17)	.694
	Jack Coombs	Duke	1929-52 (24)	.689
5	W.P. White	Georgia	1922-32 (11)	.682
	Charley Lodes	ETSU	1979-83 (5)	.663
	Pete Shields	Mississippi	1923-31 (9)	.657
	Wallace Wade	Alabama	1924-27 (4)	.653
	Jim Ashmore	North Carolina	1927-31 (5)	.645
10	John Pawlowski	Coll. of Charleston	2000-08 (9)	.637
	Earl Smith	East Carolina	1966-72 (7)	.633
	Bill Haywood	Western Carolina	1977-81 (5)	.632
	Chuck Boone	Richmond	1972-76 (5)	.632
	Keith LeClair	Western Carolina	1992-97 (6)	.628
15	Monte Lee	Coll. of Charleston	2009-13 (5)	.628
	Chal Port	The Citadel	1965-91 (27)	.624
	Walter Rabb	North Carolina	1947-53 (7)	.622
	Bunn Hearn	North Carolina	1932-46 (15)	.621
	Bill Schwartz	Vanderbilt	1927-32 (6)	.620
20	Malcolm Pitt	Richmond	1937-71 (35)	.612
	C.R. "Dudy" Noble	Mississippi State	1922-32 (11)	.612
	Bill Fetzer	North Carolina	1922-25 (4)	.607
	Rodney Hennon	WCU/GSU	1998-2014 (17)	.606
	Mike Kennedy	Elon	2004-14 (11)	.599
25	Walter Cox	Clemson	1945, 48-51 (5)	.592
	Bill Reinhart	George Washington	1950-66 (17)	.586
	George Kircher	Virginia Tech	1924-32 (9)	.586
	Jack Stallings	Georgia Southern	1992-99 (8)	.576
	Kid Clay	Georgia Tech	1922-31 (10)	.575
30	Jack Leggett	Western Carolina	1983-91 (9)	.572

* 69 wins from 2009-11 later vacated
124 wins from 2011-14 later vacated

SoCon winning percentage (min. 4 seasons)

Coach	School	Years (#)	Record	Pct.
1	Charley Lodes	ETSU	1979-83 (5)	.764
	Jack Leggett	Western Carolina	1983-91 (9)	.725
	Keith LeClair	Western Carolina	1992-97 (6)	.723
	Steve Harrick	West Virginia	1951-67 (17)	.703
5	Earl Smith	East Carolina	1966-72 (7)	.699
	Bill Haywood	Western Carolina	1977-81 (5)	.676
	John Pawlowski	Coll. of Charleston	2000-08 (9)	.663
	Chuck Boone	Richmond	1972-76 (5)	.662
	Mike Kennedy	Elon	2004-14 (11)	.653
10	Monte Lee	Coll. of Charleston	2009-13 (5)	.644
	Jack Stallings	Georgia Southern	1992-99 (8)	.640
	Rodney Hennon	WCU/GSU	1998-2014 (17)	.622
	Chal Port	The Citadel	1965-91 (27)	.618
	Bill Reinhart	George Washington	1950-66 (17)	.598&
15	C.R. "Dudy" Noble	Mississippi State	1922-32 (11)	.586
	Malcolm Pitt	Richmond	1937-71 (35)	.585^
	Fred Jordan	The Citadel	1992-17 (26)	.571
	Todd Raleigh	Western Carolina	2000-07 (8)	.567
	G.F. Laird	Virginia Tech	1948-65 (18)	.560+
20	Bobby Moranda	Western Carolina	2008-18 (11)	166-130-1 .560
	Jack Cook	Marshall	1977-89 (13)	.547
	Mike Gaski	UNCG	1998-12 (15)	.535*
	Link Jarrett	UNCG	2013-18 (8)	78-69 .531
	Casey Dunn	Samford	2009-18 (10)	144-127 .531#
25	Jim Morris	Appalachian State	1974-98 (25)	.506
	George Greer	Davidson	1983-87 (5)	.492
	Jack Powers	Furman	1963-66 (4)	.490
	Charlie McGinnis	VMI	1962-65 (4)	.481
	Chris Pollard	Appalachian State	2005-12 (8)	.474
30	Ron Smith	Furman	1994-16 (23)	.469

^ Conference records for 1937-46, 1949, 1951 and 1953 unavailable and not included
+ Conference records for 1949 and 1951 unavailable and are not included
* 32 SoCon wins from 2009-11 later vacated
58 wins from 2011-14 later vacated
& Conference records for 1950-52 seasons unavailable and not included